



# **IMDA ONLINE USER GUIDE**

## **VIDEO GAMES DECLARATION**

*Updated 29 Apr 2019*

# Contents

	<b>PG</b>
<b>1.0 Introduction.....</b>	<b>3</b>
1.1 Video Games Classification.....	3
1.2 Service Standards & Fees.....	10
1.3 Registering your company to use IMDA Online.....	10
<b>2.0 How to use IMDA Online to submit Master Copy Video Game ('GA' Submission).....</b>	<b>11</b>
2.1 Log in with your company's particulars.....	11
2.2 Search for a title to check if your game has been classified.....	13
2.3 Making an 'GA' submission (game was not found in the search).....	14
2.4 Making a submission when the game has already been classified / found in the search.....	22
<b>3.0 Using IMDA Online to apply classification labels ('GSD' submission) for approved M18 title.....</b>	<b>27</b>
3.1 Log in with your company's particulars.....	27
3.2 How to enter your previous in-receipt number and indicate number of SD sets.....	29
<b>4.0 Status Enquiry on Video Game Submission.....</b>	<b>32</b>
4.1 Log in with your company's particulars and entering your in-receipt number.....	32
<b>5.0 Search for title on Video Games Classification Database.....</b>	<b>36</b>
<b>- Annexes.....</b>	<b>38</b>
Annex A – Video Game Submission Guidelines.....	38
Annex B – Advisory 16 Label Sample.....	40
Annex C – Affixing Labels: Excerpt from 'Films (Classification and Licensing) Regulations 2019' sub-legislation.....	41

# 1.0 Introduction

---

This document serves as a guide for a video game distributor or publisher to use the IMDA Online system to:

- Declare Master Copy 'A' video games for classification (GA/GA2)
- Apply for rating labels for duplicate copies of M18 games (GSD)
- Search for and verify the rating of video games
- Perform status enquiry for submissions; and

## 1.1 Video Games Classification

**The Classification System covers:**

- All games that are to be distributed in Singapore in physical media or any form of physical storage. These include but are not limited to games for the following platforms:
  - Windows PC
  - Macintosh
  - PlayStation 4 / Playstation 4 Pro
  - PlayStation Vita
  - Xbox One / Xbox One X
  - Nintendo Switch
  - Nintendo 3DS / New Nintendo 3DS
  - Others
- Installation discs of Massively Multiplayer Online (MMOs) games that are for distribution.

**The Classification System does not cover:**

- Games that are only available via Internet download
- Arcade video game machines<sup>1</sup>
- Software used primarily for business, scientific, educational or accounting purposes

---

<sup>1</sup> Arcade centre operators and importers should use the 'Declaration for Interactive Software' e-service on the IMDA Online e-services page to declare their arcade machines.

## The Video Games Classification framework adopts a co-regulatory approach:

- Distributors declare games using IMDA Online and answer a questionnaire to highlight the content of a game. IMDA will selectively request for rating materials when required.
- Once IMDA verifies and approves the submission, you can proceed to distribute the game.
- Video games that contain classifiable elements will be rated Advisory 16 or Mature 18, and will need to be affixed with the corresponding rating labels and consumer advisory.
- Exempt video games need not be affixed with any labels, upon furnishing the required information to the Authority. These are 'General' games that do not contain depictions of content elements that fall within Advisory 16 or Mature 18 ratings.
- Video games with materials that exceed the content standards of the M18 rating will be refused classification.
- The detailed content standards can be found in the Video Game Classification Guidelines, which is made available on the IMDA website.

### Classification Ratings

Video Games Classification comprises of two ratings:

#### **Mature 18 (M18)**



Rating Marking



Rating Label

#### **Advisory 16 (ADV16)**



Rating Marking



Rating-cum-advisory Label

### **Mature 18 (M18) rating:**

- Games that contain mature themes, realistic depictions of violence, drug use, nudity, sex and frequent use of strong coarse language, will be classified M18.
- M18 is a restricted rating. Such games are only suitable for those aged 18 years and above, and distributors must ensure that they are not distributed to those below the age of 18.
- The exterior packaging of M18 games must be affixed with the **M18 rating label (purchased from IMDA) and a self-printed consumer advice.** (*see page 6 for example*)
- The consumer advice highlights the contentious element(s) for which the rating was given. The label should be clear and legible.

### **Advisory 16 rating:**


- Advisory 16 games may contain moderate depictions of violence, implied sexual activity, nudity without details, coarse language, horror elements and incidental depictions of illegal drug use that is unrealistic.
- ADV16 is an advisory rating. Such games are only suitable for those aged 16 and above.
- The exterior packaging of ADV16 games must be affixed with the self-printed ADV16 rating-cum-advisory label, which comprises the **rating marking and the consumer advisory “Suitable for 16 & Above”**.
- The affixed label should be clear and legible. You may download a sample of the ADV16 rating label from the IMDA website. (*see page 6 for example*)
- Age Advisory games (i.e. those approved before 29-Apr-2019) can continue to use the Age Advisory label or the ADV16 rating label.

### **For box-sets, compilations, collections**

- Box-sets, compilations or collections that contain more than 1 game title bundled together in a single packaging will only carry a single rating label that bears the highest rating amongst the packaged games.
- Consumer advice need to be indicated clearly for each M18 and ADV16 title included in the box-set (*see page 7 to 9 for examples*)

**Example of an M18 rating label with consumer advice**

*\* for illustrative purpose only*



**Example of an Advisory 16 rating-cum-advisory label**

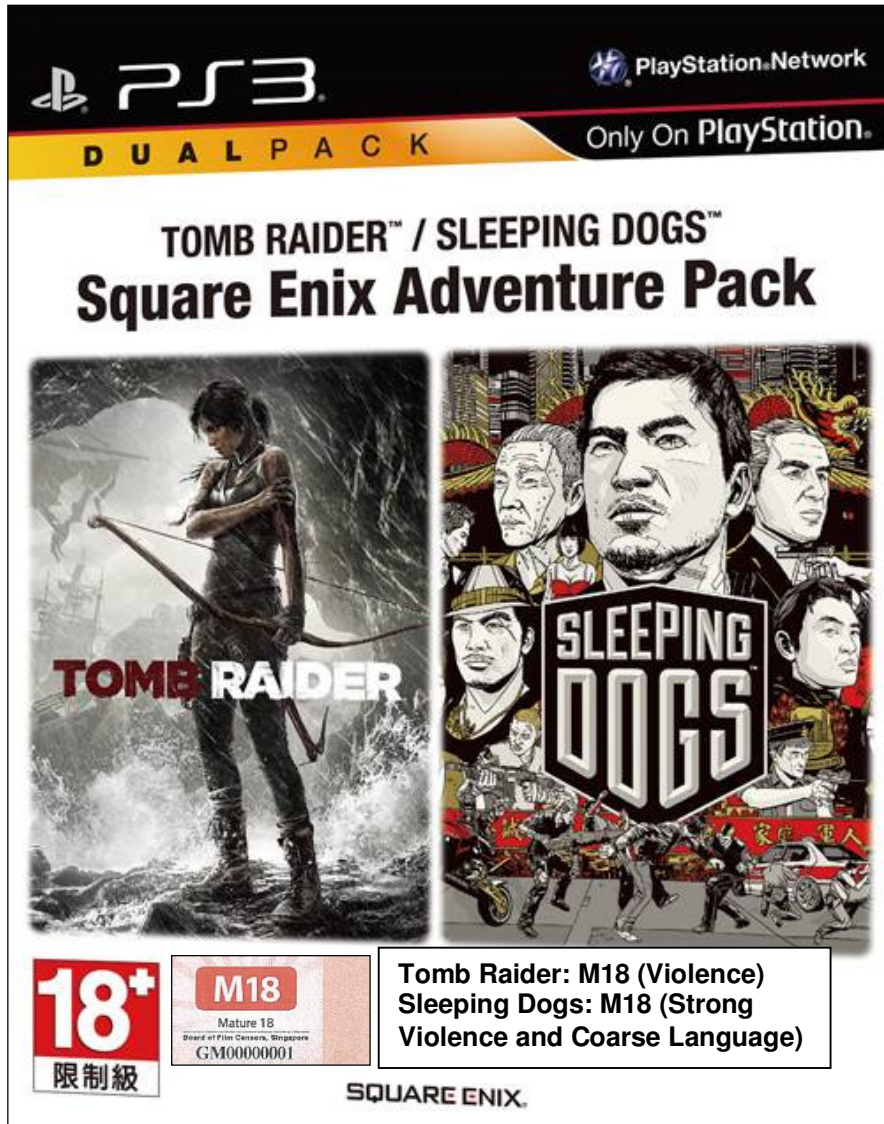
*\* for illustrative purpose only*



**Examples of a box-set with single highest rating label and consumer advice for each title**

*\* for illustrative purpose only*

*Example 1: Multiple M18 games*



**Examples of a box-set with single highest rating label and consumer advice for each title**

*\* for illustrative purpose only*

Example 2: M18 game + ADV16 game





**Examples of a box-set with single highest rating label and consumer advice for each title**

*\* for illustrative purpose only*

*Example 3: M18 game + General game*



For box-sets where the highest rating is Advisory16, only the ADV16 label needs to be affixed on the front cover of the game.

## 1.2 Service Standards & Fees

### Processing Time

Declarations for exempted video games, which IMDA does not require any submission of rating materials, will be verified within 2 working days.

For games with mature elements, or which IMDA requests materials for content assessment, the submission will be approved within 10 working days, from when all required materials have been provided.

For games submitted under priority request (i.e. Premium Service), the submission will be approved within 5 working days, from when all required materials have been provided. Premium Service submissions will only be accepted when detailed rating materials (i.e. documents, scripts and gameplay video) are provided.

The Video Games Submission Guidelines lay out the requirements regarding rating materials typically requested by IMDA for assessment (refer to Annex A).

### Fees

Fees are applicable to games that are classified as M18 or refused classification:

- Standard Service
  - Classification fee - \$50
  - Processing time - Up to 10 working days
- Premium Service
  - Classification fee - \$200
  - Processing time – Up to 5 working days

An M18 rating label must be affixed on every copy of an M18 game before distribution in Singapore.

- M18 certificate label
  - Certificate label fee - \$0.80 per piece

## 1.3 Registering with IMDA to use IMDA Online

Distributors must register the company and authorised users with IMDA to access IMDA Online for video game declarations and related functions. This is in addition to the requirement for CorpPass access.

The registration form can be downloaded from the IMDA corporate website or from the IMDA Online e-services website.

## 2.0 Master Copy Video Game ('A' submission)

'A' refers to the first or master copy of a game that the company submits to IMDA for approval, and which will be subsequently used for certification of duplicate copies (where applicable). The 'A' copy must be approved by IMDA before application for classification labels for duplicate copies can be accepted (where applicable).

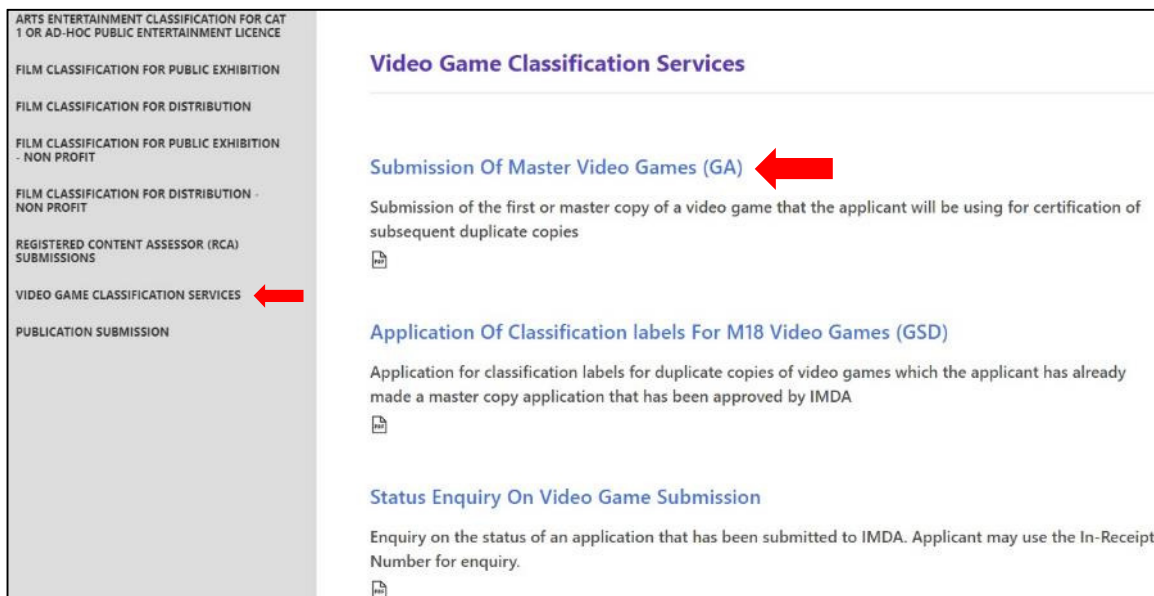
## 2.1 Log in with your company's particulars

### Step 1:

Log on to the IMDA website at

<http://imdaonline.imda.gov.sg/OnlineServices/indexInet1.aspx>, scroll down to the

'Video Game Classification Services' section and click on '**Submission of Master Video Games ('GA')**'



ARTS ENTERTAINMENT CLASSIFICATION FOR CAT 1 OR AD-HOC PUBLIC ENTERTAINMENT LICENCE

FILM CLASSIFICATION FOR PUBLIC EXHIBITION

FILM CLASSIFICATION FOR DISTRIBUTION

FILM CLASSIFICATION FOR PUBLIC EXHIBITION - NON PROFIT

FILM CLASSIFICATION FOR DISTRIBUTION - NON PROFIT

REGISTERED CONTENT ASSESSOR (RCA) SUBMISSIONS

**VIDEO GAME CLASSIFICATION SERVICES**

PUBLICATION SUBMISSION

### Video Game Classification Services

**Submission Of Master Video Games (GA)**

Submission of the first or master copy of a video game that the applicant will be using for certification of subsequent duplicate copies

**Application Of Classification labels For M18 Video Games (GSD)**

Application for classification labels for duplicate copies of video games which the applicant has already made a master copy application that has been approved by IMDA

**Status Enquiry On Video Game Submission**

Enquiry on the status of an application that has been submitted to IMDA. Applicant may use the In-Receipt Number for enquiry.

**Step 2:**  
Log in using CorpPass.

CorpPass BETA Integrity · Service · Excellence  
A A Contact Us | Feedback | Sitemap | FAQ

**Upcoming Scheduled Maintenance**  
The CorpPass system will be undergoing scheduled maintenance to serve you better and will not be available on 07 Apr 2019, from 12am to 8am. For enquiries, please email support@corppass.gov.sg. Thank you.

Log in with CorpPass

UEN/ENTITY ID ⓘ  
CORPPASS ID ⓘ  
Password ⓘ  
 Remember Entity ID ⓘ  
Forgot [Entity / CorpPass ID](#) or [Password](#)

Cancel Login ▶

**Step 3:**  
Key in your registered Login ID (i.e. UEN Number) and click ‘Submit’.

Please note that you can only access the submission system after registering as a user. If you have not registered, click on ‘**Please click here to Download the Registration Form**’ and register your company with IMDA. The registration process will be completed within 2 working days.

Login  
Page 1 of 12  
This form may take you about 5 to 10 minutes to complete.  
Fields marked with \* are mandatory

Search  
Select Login Type\* Organisation  
Login ID \* (Enter Registered Login ID/ACRA Number)  
Submit  
Please click here to Download the Registration Form

If you encounter any problem with this e-service, please contact us at 1800 478 5478 or send a feedback

1. Key in Registered Login ID  
2. Click on the ‘Submit’ button to proceed  
Please click here to download the Registration Form (if you have not registered)

#### Step 4:

Confirm your business particulars and click on **‘Confirm and Submit’** to proceed. At this point you can update the email address field to permanently change the list of authorised personnel to receive the classification decision email alert.

Registration Form  
Page 2 of 12

Company ID/Organisation ID : \* MDA001 (Please Enter ACRA or BR No.)

Company Name : MDA - MEDIA DEVELOPMENT AUTHORITY TEST ADD

Block No. : \* 45

Street Name : \* KADAYANALLUR STREET

Floor No. : 007

Unit No. : 11

Long Unit No. :

Building Name : URA CENTRE EAST WING

Postal Code : \* 069118

Telephone No. : \* 12345678

Fax No. : 12345678

Email : \* ABC@DISTRIBUTOR.COM.SG;CDE@DISTRIBUTOR.COM.SG  
Multiple emails must be separated by semicolon(;)

**ALERT - Any changes to the email field will be saved permanently. If you wish to update other details, please submit your request to IMDA via Online Feedback or in writing.**

Confirm and Submit Reset

## 2.2 Search for a title to check if your game has been classified

#### Step 1:

Before you can make a declaration for your game, you need to perform a search to check if the game that you are submitting has already been classified. If the game has not been classified, you are required to make an ‘A’ submission.

Enter the name of the game in the **‘Title’** field. Next, click on the **‘Search’** button to commence the search. You may use the **‘Reset’** button to clear the search field to begin a new search.

***Romanised title*** – the title in romanised characters for a game of non-English origin (e.g. a game with a Chinese or Japanese title).

Video Game Submission

Page 3 of 12

This form may take you about 5 to 10 minutes to complete.

Please do a search to check if this title has already been approved. You may obtain better search results by using less keywords in your title search. Eg. Type 'Dynasty' if you are submitting 'Dynasty Warriors 6'.

Fields marked with \* are mandatory

Title Search

Title

VideoGame List - Total Number of Records:

If you encounter any problem with this e-service, please contact us at 1800 478 5478 or send a feedback

Rate this e-service

1. Enter the title of the game in the original language or romanised title

2. Click on 'Search' to proceed

Use 'Reset' to modify your search criteria or search for another title

## 2.3 Making a Master Copy 'GA' submission (game was not found in the search)

### Step 1:

After searching for your game title and no record has been found in the database (your game has not been classified), click on 'This is a New title...' to proceed.

*If the game title that you wish to declare can be found in the database, proceed to section 2.4 'Making a submission when the game has already been classified / found in the search database'.*

Video Game Submission

Page 3 of 12

This form may take you about 5 to 10 minutes to complete.

Please do a search to check if this title has already been approved. You may obtain better search results by using less keywords in your title search. Eg. Type 'Dynasty' if you are submitting 'Dynasty Warriors 6'.

Fields marked with \* are mandatory

Title Search

Title

VideoGame List - Total Number of Records: 0

**No record(s) found.**

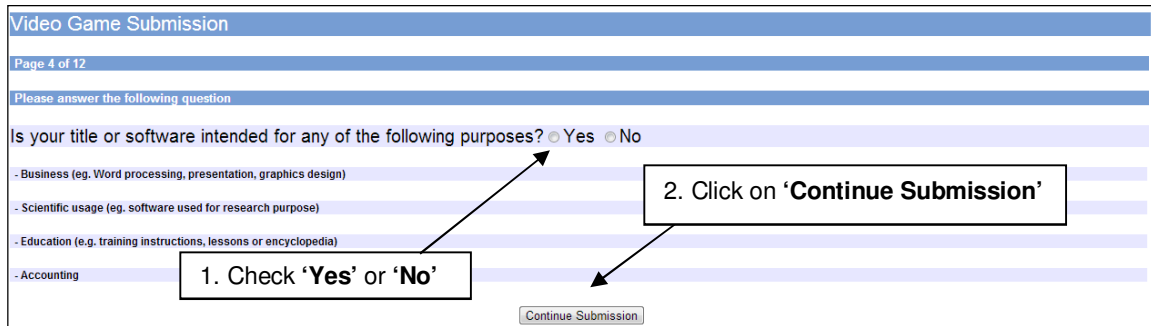
If you encounter any problem with this e-service, please contact us at 1800 478 5478 or send a feedback

Rate this e-service

Click 'This is a NEW title....'

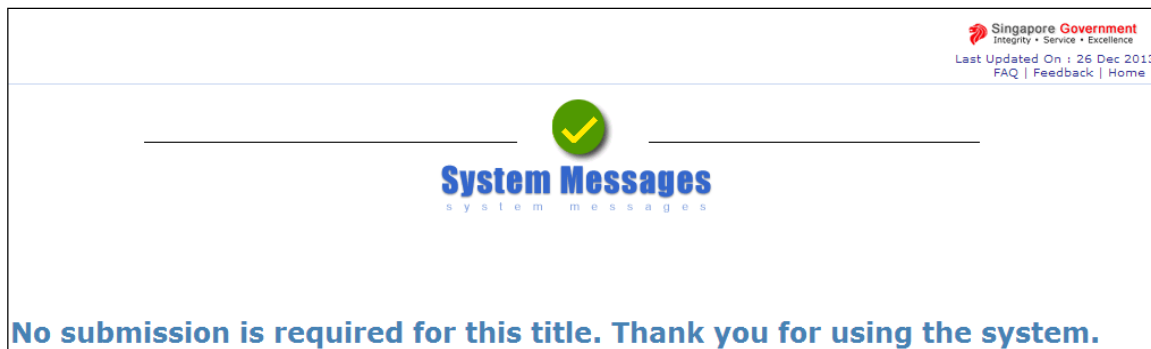
## Step 2:

Next, confirm if your software can be exempted. Software that is used for business, scientific, educational or accounting purposes do not require a declaration. Check **'Yes'** or **'No'** accordingly and click on the **'Continue Submission'** button to proceed.



The screenshot shows a web form titled "Video Game Submission". At the top, it says "Page 4 of 12" and "Please answer the following question". The question is "Is your title or software intended for any of the following purposes?" with radio buttons for "Yes" and "No". Below the question are four options: "- Business (eg. Word processing, presentation, graphics design)", "- Scientific usage (eg. software used for research purpose)", "- Education (e.g. training instructions, lessons or encyclopedia)", and "- Accounting". A box labeled "1. Check 'Yes' or 'No'" points to the radio buttons. Another box labeled "2. Click on 'Continue Submission'" points to a button at the bottom of the form.

If your answer is **'Yes'** to the above question, then you need not submit your software for classification and this screen will appear:



[intentional pagebreak]

### Step 3 (Entering game info, Part 1 – General Details):

If you answered 'No' to the question in Step 2, the below screen appears. Fill in the required game information and click 'Continue Submission' to proceed to the next step. You can upload documents as attachments here for IMDA's review.

Fields marked with \* are mandatory  
Page 5 of 12

#### Title Details

Title \*  
Romanised Title \* (eg. Game title in English alphabets)  
Publisher / Developer \*  
Region \* Asia  
Year of Release \*  
Import Make Import  
Have you played the game?  Yes  No  
Have you viewed the gameplay/graphics of the strongest content/element that is in the game?  Yes  No  
Platform: (Please select the platform(s) you are submitting)  
Platform \*  
 Macintosh  
 Nintendo 3DS  
 New Nintendo 3DS  
 Nintendo Switch  
 Nintendo Wii U  
 PC  
 Sony Playstation 3  
 Sony Playstation 4  
 Sony PS Vita  
 Xbox 360  
 Xbox One  
 Xbox One X  
 Others, please specify  
Attachments

1. Fill in the required game information

### Step 4 (Entering game info, Part 2 – Game Genre and Sub-Genre):

Select the game genre (a maximum of two is possible) and sub-genres and click 'Continue Submission' to continue.

Page 6 of 12  
Fields marked with \* are mandatory  
Genre: \* (Select Maximum 2)

<input type="checkbox"/> Action	<input type="radio"/> Espionage/Stealth <input type="radio"/> First Person Shooters <input type="radio"/> Other <input type="radio"/> Platform <input type="radio"/> Shooter <input type="radio"/> Survival Horror	<input type="checkbox"/> Adventure	<input type="radio"/> Fantasy <input type="radio"/> Futuristic <input type="radio"/> Historic <input type="radio"/> Modern <input type="radio"/> Other
<input type="checkbox"/> Fighting	<input type="radio"/> Beat-Em-Up <input type="radio"/> Hack & Slash <input type="radio"/> Other	<input type="checkbox"/> Puzzle	
<input type="checkbox"/> Racing	<input type="radio"/> Arcade Racing <input type="radio"/> Futuristic Racing <input type="radio"/> Kart Racing <input type="radio"/> Motorcycle <input type="radio"/> Other <input type="radio"/> Rally Racing <input type="radio"/> Simulation Racing	<input type="checkbox"/> Role Playing Games (RPG)	<input type="radio"/> Fantasy <input type="radio"/> Futuristic <input type="radio"/> Historic <input type="radio"/> Modern
<input type="checkbox"/> Simulation	<input type="radio"/> Flight Simulation <input type="radio"/> Life Simulation <input type="radio"/> Other <input type="radio"/> Virtual Pet	<input type="checkbox"/> Sports	
<input type="checkbox"/> Strategy	<input type="radio"/> Real-Time Strategy <input type="radio"/> Turn-Based Strategy	<input type="checkbox"/> Other	<input type="radio"/> Arcade Game <input type="radio"/> Board Game <input type="radio"/> Card Game <input type="radio"/> Casino Game <input type="radio"/> Game Compilation <input type="radio"/> Mini Game Collection <input type="radio"/> Music/Rhythm Game <input type="radio"/> Other

Select the game genre, then click on 'Continue Submission' to proceed

Continue Submission



### Step 5a (Entering game info, Part 3 – Ratings by Other Ratings Board):

Please enter the ratings by other ratings board (if available) accordingly and click **'Continue Submission'** to proceed to the next step.

*Note: if you had previously submitted a copy of the game in a different language/region, click **'Yes'** and provide the in-receipt number (IR) – see screenshot in Step 5b. Otherwise, select **'No'** and proceed.*

Page 7 of 12  
Fields marked with \* are mandatory  
Have you previously submitted a different language/region version of this game?  Yes  No

**Rating by other ratings board:**

ESRB Rating: [dropdown]  
Consumer Advice [text field] 500 Characters Left

PEGI Rating: [dropdown]  
Consumer Advice [text field] 500 Characters Left

ACB Rating: [dropdown]  
Consumer Advice [text field] 500 Characters Left

CERO Rating: [dropdown]  
Consumer Advice [text field] 500 Characters Left

Others, please specify:  
 No rating available  
[text field] 500 Characters Left

Note : Following special characters are not allowed in Consumer Advice: " < ", " > ", " & ", " ( ", " ) ", " { ", " } " and " % "

Continue Submission

2. Click **'Continue Submission'** to proceed

1. Select **'Yes'** or **'No'** to a previous submission in another language/version

### Step 5b: Note - if you have previously submitted a copy of the game in a different language/region, click **'Yes'** and provide the **in-receipt number (IR)**

Page 7 of 12  
Fields marked with \* are mandatory  
Have you previously submitted a different language/region version of this game?  Yes  No

Please provide IR No: \* [text field]

**Rating by other ratings board:**

ESRB Rating: [dropdown]  
Consumer Advice [text field] 500 Characters Left

PEGI Rating: [dropdown]  
Consumer Advice [text field] 500 Characters Left

ACB Rating: [dropdown]  
Consumer Advice [text field] 500 Characters Left

CERO Rating: [dropdown]  
Consumer Advice [text field] 500 Characters Left

Others, please specify:  
 No rating available  
[text field] 500 Characters Left

Note : Following special characters are not allowed in Consumer Advice: " < ", " > ", " & ", " ( ", " ) ", " { ", " } " and " % "

Continue Submission

1. Fill in the in-receipt number

2. Click **'Continue Submission'** to proceed

## Step 6 (Answer Content Questionnaire):

After you have clicked on 'Yes' or 'No' in the previous screen, you will be required to answer a series of 4 questions. The number of questions you have to answer depends on the game's content. Incorrect or false declaration of the content may lead to delays in the classification process, as IMDA will then request for full rating materials to verify the declaration when in doubt.

Click on 'Continue Submission' to proceed each time you answer a question. You may click on 'Read More' for more info on the terms that are used in the questions.

### Q1

Page 8 of 12

Fields marked with \* are mandatory

Description of the game:\*

Q1. Does the game contain any of the following materials? \*  Yes  No

- Gambling (Read More)
- Religious content / elements (Read More)
- Terrorism (Read More)
- Politics (Read More)

Continue Submission

### Q2

Page 9 of 12

Fields marked with \* are mandatory

Rating Related Questions (Cont.):

Q2. Does the game contain any of the following materials?  Yes  No

- Material which may undermine national interest(Read More)
- Material which is likely to offend a race or religion in Singapore (Read More)
- Material that deals with alternative lifestyle, depict sexual violence, explicit sexual activity, or deviant sexual activity (Read More)
- Material that depicts criminal activities with clear instructional details (Read More)
- Material which depict sadistic and cruel violence to human-like characters (Read More)
- Exploitative nudity(Read More)
- Instructive details of consumption of illegal drugs or content that encourages drug use (Read More)

Continue Submission

### Q3

Page 10 of 12  
Fields marked with \* are mandatory  
Rating Related Questions (Cont.):

Q3. Does the game contain any of the following materials?  Yes  No

- Content that requires the player to engage in illegal activities or play the role of a criminal, but does not have instructional details ([Read More](#))
- Depictions of realistic violence such as killing or causing serious injury to human-like characters ([Read More](#))
- Materials which depicts sexual activity ([Read More](#))
- Non-exploitative nudity or materials which could be sexually titillating ([Read More](#))
- Strong and frequent coarse language ([Read More](#))
- Realistic depiction of frequent illegal drug use ([Read More](#))

[Continue Submission](#)

### Q4

Page 11 of 12  
Fields marked with \* are mandatory  
Rating Related Questions (Cont.):\*

Q4. Does the game contain any of the following materials ?  Yes  No

- Depictions of moderate violence such as killing or causing injury to human-like characters ([Read More](#))
- Images or words that imply sexual activity ([Read More](#))
- Nudity in a non-sexual context ([Read More](#))
- Depictions of materials which could be mildly suggestive ([Read More](#))
- Some coarse language ([Read More](#))
- Depiction of drug use ([Read More](#))

[Continue Submission](#)

Depending on your answers to the questions, you will encounter either Scenario 1 or 2.

### Step 7-1A (Scenario 1):

After you have answered the questions and your game **does not** contain mature content, you will be led to this screen. Tick the **declaration box** and then click on the **submit button** to proceed.

Page 12 of 12

Title		Title Details	
ZERO HERO		Romanized Title	ZERO HERO
		Also Known As	ZERO HERO
		Publisher/Developer	ZERO
		Year of Release	2008
		Region Code	ASIA
		Platform	Xbox 360

1. Check the **declaration box**

I declare that all the information given in this application form is true and correct and I am aware that legal action may be taken against me if I had knowingly provided false information.

I agree that in any legal proceedings, I shall not dispute the authenticity or accuracy of any statements, confirmations, records, acknowledgments, information recorded in or produced from MDA Online.

2. Click on '**Submit**' to proceed

**Submit**

### Step 7-1B (Scenario 1):

Next, you will see the summary page which you can print for your records. You should save an electronic copy or print a hard copy for reference. IMDA may selectively notify you to submit rating materials for assessment. Otherwise, the submission will be processed and the rating decision will be emailed to you within 2 working days.

Receipt Details

In-Receipt No.	GA 08041000157U	Title	ZERO HERO
Year of Release	2008	Publisher/Developer	ZERO

MDA will process your submission within 2 working days. If submission of the physical video game(s) is requested by MDA, please bring the following items for verification within the next working day at the MDA counter:

- Original NRIC
- A printout copy of 'Submission Successful' page
- TradeNet Permit (if any)

**Print**      **Continue Another Submission**

[Rate this e-service](#)

Click on '**Print**' for record purposes or '**Continue Another Submission**' to make a declaration for another title

### Step 7-2A (Scenario 2):

If your game contains mature content, you will be asked to submit rating materials or a copy of the game for evaluation (see screenshots below).

If you wish to use the Premium Service\*, select the **'Yes'** button and then click **'Continue Submission'** else click **'No'** and click **'Continue Submission'**.

\* Premium Service will be rejected if applicants are unable to provide full rating materials (pertinent content video, detailed submission documents and/or script)

The screenshot shows a form titled "Video Game Submission" with a blue header. Below the header, it says "Fields marked with \* are mandatory". The main heading is "Please submit a copy of the game to IMDA for evaluation". Below this is a question: "Do you need Premium Service ?" with radio buttons for "Yes" and "No". The "No" button is selected. Below the question are two bullet points: "- Standard Service processing time is within 6-10 working days from the receipt of the game and supporting materials by IMDA. Classification fee of \$50 applies if the game is rated M18, refused classification or prohibited." and "- Premium Service processing time is within 5 working days from the receipt of the game and supporting materials by IMDA. Classification fee of \$200 applies if the game is rated M18, refused classification or prohibited." At the bottom of the form is a "Continue Submission" button. Two callout boxes with arrows point to the "Yes/No" buttons and the "Continue Submission" button.

2. Click on **'Continue Submission'** to proceed

1. Select **'Yes'** or **'No'** to premium service

### Step 7-2B (Scenario 2):

Next, **check the box** to make your declaration and then click on **'Submit'**.

The screenshot shows a form titled "Page 12 of 12". It features a table with "Title" and "Title Details". The "Title" is "MATURE GAMES". The "Title Details" table has the following rows: "Romanized Title" (MATURE GAMES), "Also Known As" (MATURE GAMES), "Publisher/Developer" (ADULT INC), "Year of Release" (2007), "Region Code" (ASIA), and "Platform" (Xbox 360). Below the table is a declaration box with a checked checkbox and the text: "I declare that all the information given in this application form is true and correct and I am aware that legal action may be taken against me if I had knowingly provided false information." Below this is another line of text: "I agree that in any legal proceedings, I shall not dispute the authenticity or accuracy of any statements, confirmations, records, acknowledgments, information recorded in or produced from MDA Online." At the bottom right is a "Submit" button. Two callout boxes with arrows point to the declaration checkbox and the "Submit" button.

1. Check the **declaration box**

2. Click on **'Submit'** to proceed

## Step 7-2C (Scenario 2):

Finally, print this page for submission to IMDA. Your declaration has been successful and you are required to submit rating materials to IMDA for evaluation.

### Video Game Submission

#### Receipt Details

In-Receipt No.	GA 08041000158L	Title	MATURE GAMES
Year of Release	2007	Publisher/Developer	ADULT INC

You are required to submit the following to MDA:

- Physical copy of the video game
- Video recording of game play (optional)
- Any other materials which will help MDA to assess the video game, e.g. synopsis/description of video game (optional)

Please bring the following items for verification when submitting the physical video game(s) at the MDA counter within the next working day after this online declaration:

- Original NRIC
- A printout copy of 'Submission Successful' page
- TradeNet Permit (if any)

Click on 'Print' for record purposes

Print      Continue Another Submission

## 2.4 Making a submission when the game has already been classified / found in the search

There are 3 scenarios if a game you are submitting is already classified:

1. Game classified M18 – refer to steps 1A to 1D
2. Game classified Advisory 16 (or Age Advisory) – refer to steps 2A to 2B
3. Game is generally suitable for all – refer to steps 3A to 3B

### Step 1A (Scenario 1 – if the game has already been rated M18):

Check on the **radio button** and click on 'The title selected above is same as mine. Click to proceed.'

Page 3 of 12

This form may take you about 5 to 10 minutes to complete.

Please do a search to check if this title has already been approved. You may obtain better search results by using less keywords in your title search. Eg. Type 'Dynasty' if you are submitting 'Dynasty Warriors 6'.

Fields marked with \* are mandatory

#### Title Search

Title:       Search      Reset

#### VideoGame List - Total Number of Records: 1

Select	Index No.	Title	Title Details																
<input checked="" type="radio"/>	IDX/1312/000312	DRAG-ON DRAGOON 3	<table><tr><td>Romanised Title</td><td>DRAG-ON DRAGOON 3</td></tr><tr><td>Also Known As</td><td>ドラッグ オン ドラグーン3 / DRAKENGARD 3</td></tr><tr><td>Publisher/Developer</td><td>SQUARE ENIX CO LTD</td></tr><tr><td>Year of Release</td><td>2013</td></tr><tr><td>Region</td><td>Asia</td></tr><tr><td>Platform</td><td>Sony Playstation 3</td></tr><tr><td>Rating</td><td>Mature 18</td></tr><tr><td>Consumer Advice</td><td>VIOLENCE AND GORE</td></tr></table>	Romanised Title	DRAG-ON DRAGOON 3	Also Known As	ドラッグ オン ドラグーン3 / DRAKENGARD 3	Publisher/Developer	SQUARE ENIX CO LTD	Year of Release	2013	Region	Asia	Platform	Sony Playstation 3	Rating	Mature 18	Consumer Advice	VIOLENCE AND GORE
Romanised Title	DRAG-ON DRAGOON 3																		
Also Known As	ドラッグ オン ドラグーン3 / DRAKENGARD 3																		
Publisher/Developer	SQUARE ENIX CO LTD																		
Year of Release	2013																		
Region	Asia																		
Platform	Sony Playstation 3																		
Rating	Mature 18																		
Consumer Advice	VIOLENCE AND GORE																		

The title selected above is same as mine. Click to proceed.

This is a NEW title and is not listed above. Click to declare the NEW title.

If you encounter any problem with this e-service, please contact us at 1800 478 5478 or send a feedback

1. Check on radio button

2. Click 'The title selected above is same as mine. Click to proceed.'

**Step 1B (Scenario 1 – if the game has already been rated M18):**  
Enter all the required info and click on **'Next'** to proceed.

Page 4 of 12

Fields marked with \* are mandatory

**Submission**

Licence No.	NA
Organisation ID	MDA001
Organisation Name	MDA
Title	DRAG-ON DRAGOON 3
Romanised Title	DRAG-ON DRAGOON 3
Also Known As	ドラッグ オン ドラグーン3 / DRAKENGARD 3
Rating	Mature 18
Year of Release	2013
Publisher/Developer	SQUARE ENIX CO LTD
Region	Asia
Import Make	Import
Import Reference Type	Customs No
Import Reference No	NA

Platform: (Please select the platform(s) you are submitting)

Platform \*

- Game Boy Advance
- GameCube
- Macintosh
- Nintendo DS
- Nintendo 3DS
- Nintendo Wii
- Nintendo Wii U
- PC
- Sony Playstation 1
- Sony Playstation 2
- Sony Playstation 3
- Sony Playstation 4
- Sony Playstation Portable (PSP)
- Sony PS Vita
- Xbox
- Xbox 360
- Xbox One
- Others, please specify

1. Fill in the required game information

2. Click on **'Next'** to proceed

Next

### Step 1C (Scenario 1 – if the game has already been rated M18):

Please check the declaration box to make your declaration and then click on 'Submit'.

Page 12 of 12

Title		Title Details	
DRAG-ON DRAGOON 3		Romanized Title	DRAG-ON DRAGOON 3
		Also Known As	ドラッグ オン ドラグーン3 / DRAKENGARD 3
		Publisher/Developer	SQUARE ENIX CO LTD
		Year of Release	2013
		Rating	M18
		Region Code	ASIA
		Platform	Sony Playstation 3

I declare that all the information given in this application form is true and correct and I am aware that legal action may be taken against me if I had knowingly provided false information.

I agree that in any legal proceedings, I shall not dispute the authenticity or accuracy of any statements, confirmations, records, acknowledgments, information recorded in or produced from MDA Online.

1. Check the **declaration box**

2. Click on '**Submit**' to proceed

### Step 1D (Scenario 1 – if the game has already been rated M18):

Print out this page for your records and bring it along with a copy of the game for verification.

Video Game Submission

Receipt Details

In-Receipt No.	GA 08041000158L	Title	MATURE GAMES
Year of Release	2007	Publisher/Developer	ADULT INC

You are required to submit the following to MDA:

- Physical copy of the video game
- Video recording of game play (optional)
- Any other materials which will help MDA to assess the video game, e.g. synopsis/description of video game (optional)

Please bring the following items for verification when submitting the physical video game(s) at the MDA counter within the next working day after this online declaration:

- Original NRIC
- A printout copy of 'Submission Successful' page
- TradeNet Permit (if any)

[Rate this e-service](#)

Click on '**Print**' for record purposes



**Step 2A (Scenario 2 – game has already been rated ADV16 / Age Advisory:**  
 Check on the **radio button** and click on ‘The title selected above is same as mine. Click to proceed.’

**Video Game Submission**  
 Page 3 of 12  
 This form may take you about 5 to 10 minutes to complete.

Please do a search to check if this title has already been approved. You may obtain better search results by using less keywords in your title search. Eg. Type 'Dynasty' if you are submitting 'Dynasty Warriors 6'.

Fields marked with \* are mandatory

**Title Search**

Title:

**VideoGame List - Total Number of Records: 1**

Select	Index No.	Title	Title Details
<input checked="" type="radio"/>	IDX/1902/000021	TEST6	Romanised Title: DDFD Also Known As: Publisher/Developer: SAM Year of Release: 2019 Region: Asia Platform: Macintosh Rating: Advisory 16 Consumer Advice: Suitable for 16 & Above

The title selected above is same as mine. Click to proceed.


This is a NEW title and is not listed above. Click to declare the NEW title.

If you encounter any problem with this e-service, please contact us at 1800 478 5478 during our office hours (Mondays to Fridays 8.30am to 5.30pm) or send a feedback

1. Check on **radio button**

2. Click on ‘The title selected above is same as mine. Click to proceed.’

**Step 2B (Scenario 2 – game has already been rated ADV16 / Age Advisory:**  
 For a game which has been given the Advisory 16 rating (or Age Advisory), you will see the message below. Please follow the instructions to affix the corresponding label on every copy of the game. You can download a sample of the ADV16 label from IMDA’s website. A copy is included in Annex B for reference.

  
**System Messages**  
 system messages

**Submission is not required for this title. Affix the Advisory 16 label before distribution.**

Please click here to download Advisory 16 Label

Click here to download specifications for Advisory 16 rating label sample

### Step 3A (Scenario 3 – game is General):

Check on the **radio button** and click on ‘The title selected above is same as mine. Click to proceed.’

Page 3 of 12  
This form may take you about 5 to 10 minutes to complete.  
**Please do a search to check if this title has already been approved. You may obtain better search results by using less keywords in your title search. Eg. Type 'Dynasty' if you are submitting 'Dynasty Warriors 6'.**  
Fields marked with \* are mandatory

**Title Search**

Title

**VideoGame List - Total Number of Records: 1**

Select	Index No.	Title	Title Details																
<input type="radio"/>	DX/1401/000001	THE LEGO MOVIE VIDEOGAME	<table border="1"><tr><td>Romanised Title</td><td>THE LEGO MOVIE VIDEOGAME</td></tr><tr><td>Also Known As</td><td></td></tr><tr><td>Publisher/Developer</td><td>WARNER BROS. INTERACTIVE ENTERTAINMENT / TT GAMES</td></tr><tr><td>Year of Release</td><td>2014</td></tr><tr><td>Region</td><td>Asia</td></tr><tr><td>Platform</td><td>Nintendo 3DS, Nintendo Wii U, PC, Sony PS Vita, Sony Playstation 3, Sony Playstation 4, Xbox 360</td></tr><tr><td>Rating</td><td>General</td></tr><tr><td>Consumer Advice</td><td></td></tr></table>	Romanised Title	THE LEGO MOVIE VIDEOGAME	Also Known As		Publisher/Developer	WARNER BROS. INTERACTIVE ENTERTAINMENT / TT GAMES	Year of Release	2014	Region	Asia	Platform	Nintendo 3DS, Nintendo Wii U, PC, Sony PS Vita, Sony Playstation 3, Sony Playstation 4, Xbox 360	Rating	General	Consumer Advice	
Romanised Title	THE LEGO MOVIE VIDEOGAME																		
Also Known As																			
Publisher/Developer	WARNER BROS. INTERACTIVE ENTERTAINMENT / TT GAMES																		
Year of Release	2014																		
Region	Asia																		
Platform	Nintendo 3DS, Nintendo Wii U, PC, Sony PS Vita, Sony Playstation 3, Sony Playstation 4, Xbox 360																		
Rating	General																		
Consumer Advice																			


If you encounter any problem with this e-service, please contact us at 1800 478 5478 or send a feedback

1. Check on **radio button**

2. Click on ‘**The title selected above is same as mine. Click to proceed.**’

### Step 3B (Scenario 3 – game is General):

For a game which has not been given any rating but is approved by IMDA, you will see the message:

  
**System Messages**  
system messages

**Submission is not required for this title. You may proceed to distribute it.**

## 3.0 Using IMDA Online to apply classification labels ('GSD' submission) for approved M18 title

*Subsequent Duplicates (SD) or Duplicate Copies are those submitted for certification after approval of the Master Copy ('A' submission). Distributors can use this function to purchase additional M18 classification labels.*

### 3.1 Log in with your company's particulars

#### Step 1:

Log on to the IMDA website at

<http://imdaonline.imda.gov.sg/OnlineServices/indexInet1.aspx>, scroll down to the 'Video Game Classification Services' section and click on '**Application of Classification Labels for M18 Games ('GSD')**'.

ARTS ENTERTAINMENT CLASSIFICATION FOR CAT 1 OR AD-HOC PUBLIC ENTERTAINMENT LICENCE

FILM CLASSIFICATION FOR PUBLIC EXHIBITION

FILM CLASSIFICATION FOR DISTRIBUTION

FILM CLASSIFICATION FOR PUBLIC EXHIBITION - NON PROFIT

FILM CLASSIFICATION FOR DISTRIBUTION - NON PROFIT

REGISTERED CONTENT ASSESSOR (RCA) SUBMISSIONS

**VIDEO GAME CLASSIFICATION SERVICES** ←

PUBLICATION SUBMISSION

### Video Game Classification Services

#### Submission Of Master Video Games (GA)

Submission of the first or master copy of a video game that the applicant will be using for certification of subsequent duplicate copies

📄

#### Application Of Classification labels For M18 Video Games (GSD) ←

Application for classification labels for duplicate copies of video games which the applicant has already made a master copy application that has been approved by IMDA

📄

#### Status Enquiry On Video Game Submission

Enquiry on the status of an application that has been submitted to IMDA. Applicant may use the In-Receipt Number for enquiry.

📄

## Step 2:

Log on to the system using CorpPass.

Singapore Corporate Access  
**CorpPass**  
BETA

Singapore Government  
Integrity · Service · Excellence

Contact Us | Feedback | Sitemap | FAQ

**Upcoming Scheduled Maintenance**  
The CorpPass system will be undergoing scheduled maintenance to serve you better and will not be available on 07 Apr 2019, from 12am to 8am. For enquiries, please email [support@corppass.gov.sg](mailto:support@corppass.gov.sg). Thank you.

### Log in with CorpPass

UEN/ENTITY ID ⓘ

CORPPASS ID ⓘ

Password ⓘ

Remember Entity ID ⓘ

Forgot [Entity / CorpPass ID](#) or [Password](#)

Cancel Login ▶

## Step 3:

Key in your registered Login ID (i.e. UEN Number) and click 'Submit'.

Video Game Submission - SD

Page 1 of 5

Fields marked with \* are mandatory

Search

Login ID \*  (Enter Organisation ID/ ACRA Number)

Submit

Rate this e-service

1. Key in Registered Login ID

2. Click on the 'Submit' button to proceed

## 3.2 How to enter your previous in-receipt number and indicate number of classification labels

### Step 1:

Enter the in-receipt number issued for the approved master copy ('GA' submission).

*If you have not made an 'GA' submission for the game, refer to section 2.0 'How to use IMDA Online to submit a Master Copy Video Game'.*

Page 2 of 5

Search - Receipt No	
Organisation ID	MDA001
Organisation Name	MDA
Prev In-Receipt No *	GA/0804/1000064k

Next

1. Enter Previous **In-Receipt** number (IR) which was issued to the 'A' submission

2. Click '**Next**' to proceed

### Step 2:

Enter the number of classification labels that you wish to purchase, together with all the required relevant information, then click '**Next**' to proceed.

Page 3 of 5  
Fields marked with \* are mandatory

**Submission**

Licence No. NA  
 Organisation ID MDA001  
 Organisation Name MDA - MEDIA DEVELOPMENT AUTHORITY TEST ADD  
 Prev Receipt No. GA/1901/C000006G  
 Title AA  
 Romanised Title AD  
 Also Known As AD  
 Rating M18  
 Year of Release 2019  
 Publisher/Developer SADA  
 Region ASIA  
 Import Make Import  
 No. of Labels for Duplicate Copies \* 1  
 Platform: (Please select the platform(s) you are submitting)

Platform

- Macintosh
- Nintendo 3DS
- New Nintendo 3DS
- Nintendo Switch
- Nintendo Wii U
- PC
- Sony Playstation 3
- Sony Playstation 4
- Sony PS Vita
- Xbox 360
- Xbox One
- Xbox One X
- Others, please specify

Attachments

Next

1. Enter the number of M18 labels to purchase

2. Click the applicable platforms

3. Click 'Next' to proceed

### Step 3:

Verify that the details are correct and then check on the **declaration box** before clicking on the **'Submit'** button.

Video Game Submission

Page 4 of 5

Title	
AA	
Romanized Title	AD
Also Known As	AD
Publisher/Developer	SADA
Year of Release	2019
Rating	M18
Region Code	ASIA
Platform	Nintendo Switch

1. Check the **declaration box**

I declare that all the information given in this application form is true and correct and I am aware that legal action may be taken against me if I had knowingly provided false information.  
 I agree that in any legal proceedings, I shall not dispute the authenticity or accuracy of any statements, confirmations, records, acknowledgments, information recorded in or produced from IMDA Online.

Submit

2. Click on **'Submit'** to proceed

Rate this e-service

**Step 4:**

You will see confirmation of your submission. Print and save the page for your records. Bring the print-out along to IMDA to collect the classification labels.

**Video Game Submission**

**Receipt Details**

<b>In-Receipt No.</b>	GSD/1904/1000007T	<b>Title</b>	AD
<b>Year of Release</b>	2019	<b>Publisher/Developer</b>	SADA

Please bring the following items for verification when purchasing the video game certificates at the IMDA counter within the next working day after this online declaration:

- Original NRIC
- A printout copy of 'Submission Successful' page
- TradeNet Permit (if any)

[Print](#)

Click on '**Print**' for record purposes

[Rate this e-service](#)

## 4.0 Status Enquiry on Video Game Submission

Use this option to find out the status of your video game submission.

### 4.1 Log in with your company's particulars and enter your in-receipt number provided

#### Step 1:

Log on to the IMDA website at

<http://imdaonline.imda.gov.sg/OnlineServices/indexInet1.aspx>, scroll down to the 'Video Game Classification Services' section and click on '**Status Enquiry on Video Game Submission**'

ARTS ENTERTAINMENT CLASSIFICATION FOR CAT 1 OR AD-HOC PUBLIC ENTERTAINMENT LICENCE

FILM CLASSIFICATION FOR PUBLIC EXHIBITION

FILM CLASSIFICATION FOR DISTRIBUTION

FILM CLASSIFICATION FOR PUBLIC EXHIBITION - NON PROFIT

FILM CLASSIFICATION FOR DISTRIBUTION - NON PROFIT

REGISTERED CONTENT ASSESSOR (RCA) SUBMISSIONS

VIDEO GAME CLASSIFICATION SERVICES

PUBLICATION SUBMISSION

### Video Game Classification Services

#### Submission Of Master Video Games (GA)

Submission of the first or master copy of a video game that the applicant will be using for certification of subsequent duplicate copies

#### Application Of Classification labels For M18 Video Games (GSD)

Application for classification labels for duplicate copies of video games which the applicant has already made a master copy application that has been approved by IMDA

#### Status Enquiry On Video Game Submission

Enquiry on the status of an application that has been submitted to IMDA. Applicant may use the In-Receipt Number for enquiry.



**Step 2:**  
Log in using CorpPass

Singapore Corporate Access  
**CorpPass**  
BETA

Singapore Government  
Integrity · Service · Excellence

Contact Us | Feedback | Sitemap | FAQ

**Upcoming Scheduled Maintenance**  
The CorpPass system will be undergoing scheduled maintenance to serve you better and will not be available on 07 Apr 2019, from 12am to 8am. For enquiries, please email support@corppass.gov.sg. Thank you.

### Log in with CorpPass

UEN/ENTITY ID ⓘ

CORPPASS ID ⓘ

Password ⓘ

Remember Entity ID ⓘ

Forgot [Entity / CorpPass ID](#) or [Password](#)

Cancel Login ▶

[intentional pagebreak]

### Step 3:

Enter your particulars (Registered Login ID) and the in-receipt number that was generated when you submitted your declaration for the game.

*If you have not made an 'A' submission for the game, refer to section 2.0 'How to use IMDA Online to submit a Master Copy Video Game' for the step-by-step process.*

Status Enquiry on Video Game Submission

Fields marked with \* are mandatory

Search

Select Login Type \* Organisation

Login ID \* (Enter Registered Login ID/ACRA Number)

In-Receipt No. \*

Search

Video Game Submission List - Total Number of Records:

Rate this e-service

1. Key in Registered Login ID

2. Key in the In-Receipt (IR) number generated for the submission

3. Click on the 'Search' to proceed

### Step 4:

The screen will display the title and the status information. Click on the **in-receipt number** highlighted in blue for more details.

Status Enquiry on Video Game Submission

Fields marked with \* are mandatory

Search

Select Login Type \* Organisation

Login ID \* MDA001 (Enter Registered Login ID/ACRA Number)

In-Receipt No. \* GA/1901/C000003U

Search

Video Game Submission List - Total Number of Records: 1

In-receipt No.	Company	Video Game Submission Details	
GA/1901/C000003U	ID MDA001 Name MDA - MEDIA DEVELOPMENT AUTHORITY TEST ADD	Customer ID. Name	Prev Receipt No GA/1901/C000003U
		Subm. Date 10/01/2019	Request Date
		Subm. Status Allocated	
		Title VIDEOGAME TEST REVERT SUBMISSION	
		Romanised Title ROMISED TITLE VIDEOGAME TEST REVERT SUBMISSION	

Click on **in-receipt** number for more details

### Step 5:

Click on the '**Expand All**' to view all details of the submission.

Video Game Submission Details	
<a href="#">Expand All</a>   <a href="#">Close All</a>	
[-] Customer	
<b>Customer Details</b>	
Customer ID	MDA001
Customer Name	MDA - MEDIA DEVELOPMENT AUTHORITY TEST ADD
<b>Address Details</b>	
Address	45 KADAYANALLUR STREET #007-11 URA CENTRE EAST WING SINGAPORE 069118
<b>Others</b>	
Tel. No.	12345678
Fax No.	12345678
Created By	AMUSER
Created Date	15/06/2007
[-] Submission	
<b>Company Details</b>	
Company ID	MDA001
Company Name	MDA - MEDIA DEVELOPMENT AUTHORITY TEST ADD
Licence No.	
In-Receipt No.	GA/1901/C000003U
Import Make	Import
Import Ref Type	
Import Ref No	
<b>Person Details</b>	
Person NRIC No.	
Person Name	
<b>Sets</b>	
No. of Labels for Duplicate Copies	0
<b>Fee Details</b>	
Censorship Fee	0
Cert Fee	0
<b>For A2/SD Submissions</b>	
Prev Receipt No.	
<b>Media Details</b>	
Media Request Date	10/01/2019
Type A Received	Yes
Type A Received Date	10/01/2019
Type A Issued Date	
Type B Received	
Type B Received Date	
Type B Issued Date	
Due Date	24/01/2019
<b>Other Details</b>	
Game Played?	No
Game Viewed?	No
Submission Type	A Submission

Click on '**Expand All**' to display all details of the submission








# 5.0 Search for title on the video games database

---

## Step 1:

Go to the IMDA website at

<http://imdaonline.imda.gov.sg/OnlineServices/indexInet1.aspx>, scroll down to the 'Video Game Classification Services' section and click on '**Search for Game Ratings**'

ARTS ENTERTAINMENT CLASSIFICATION FOR CAT 1 OR AD-HOC PUBLIC ENTERTAINMENT LICENCE	<a href="#">Submission Of Master Video Games (GA)</a> Submission of the first or master copy of a video game that the applicant will be using for certification of subsequent duplicate copies 
FILM CLASSIFICATION FOR PUBLIC EXHIBITION	
FILM CLASSIFICATION FOR DISTRIBUTION	
FILM CLASSIFICATION FOR PUBLIC EXHIBITION - NON PROFIT	
FILM CLASSIFICATION FOR DISTRIBUTION - NON PROFIT	<a href="#">Application Of Classification labels For M18 Video Games (GSD)</a> Application for classification labels for duplicate copies of video games which the applicant has already made a master copy application that has been approved by IMDA 
REGISTERED CONTENT ASSESSOR (RCA) SUBMISSIONS	
VIDEO GAME CLASSIFICATION SERVICES 	<a href="#">Status Enquiry On Video Game Submission</a> Enquiry on the status of an application that has been submitted to IMDA. Applicant may use the In-Receipt Number for enquiry. 
PUBLICATION SUBMISSION	<a href="#">Other Application Forms</a> Other Application Form 
	<a href="#">Search For Game Ratings</a>  Search for the rating of video game titles that have been classified by IMDA 

[intentional pagebreak]

## Step 2:

Type in the search keyword, optional platform filters, and click 'Search'.

### Search for Game Ratings

Page 1 of 1

Please specify the search criteria below.

**Title Search**

Title

Platform

- Game Boy Advance
- GameCube
- Macintosh
- Nintendo DS
- Nintendo 3DS
- New Nintendo 3DS
- Nintendo Wii
- Nintendo Wii U
- PC
- Sony Playstation 1
- Sony Playstation 2
- Sony Playstation 3
- Sony Playstation 4
- Sony Playstation Portable (PSP)
- Sony PS Vita
- Xbox
- Xbox 360
- Xbox One
- Others, please specify

Rating

## Step 3:

Review the search results.

Platform

- PC
- Sony Playstation 1
- Sony Playstation 2
- Sony Playstation 3
- Sony Playstation 4
- Sony Playstation Portable (PSP)
- Sony PS Vita
- Xbox
- Xbox 360
- Xbox One
- Others, please specify

Rating

VideoGame List - Total Number of Records: 1

Index No.	Title	Title Details	
IDX/1308/000163	GRAND THEFT AUTO V	<b>Romanised Title</b>	GRAND THEFT AUTO V
		<b>Also Known As</b>	GRAND THEFT AUTO 5 / GTA V / GTA 5
		<b>Publisher/Developer</b>	TAKE 2/ROCKSTAR GAMES/ROCKSTAR NORTH
		<b>Year of Release</b>	2013
		<b>Region</b>	Asia,USA
		<b>Decision</b>	Approved
		<b>Platform</b>	PC,Sony Playstation 3,Sony Playstation 4,Xbox 360,Xbox One
		<b>Rating</b>	Mature 18
		<b>Consumer Advice</b>	MATURE THEMES, VIOLENCE AND COARSE LANGUAGE

[Rate this e-service](#)

... end ...

**SUBMISSION GUIDELINES FOR VIDEO GAMES**

---

IMDA has drawn up basic guidelines (which may be revised from time to time) to facilitate the submission process for video games. For proper assessment and classification of the video game, applicants are advised to submit complete applications with all the necessary and correct information required.

**Submission Timeframe**

1 Depending on the nature of the content in a video game, the applicant may be prompted by the system or via email to submit rating materials for evaluation. The service standards will commence from the next working day after all requested rating materials are submitted completely and in full.

(a) Submissions where rating materials are NOT required:

- For video games that are deemed generally innocuous, and/or do not contain mature content, IMDA will not request the submission of rating materials.
- IMDA will process the declaration of the video game within 2 working days.

(b) Submissions where rating materials are required:

- For video games that are deemed to contain mature content, or where there is insufficient information available to ascertain the rating, IMDA will request rating materials to be submitted for assessment.
- IMDA will process the submission and approve the video game within 10 working days.
- For submissions under Premium Service priority request, IMDA will process and approve the video game within 5 working days. Premium service submissions will only be accepted if full evaluation materials can be provided for assessment (i.e. documents, scripts and gameplay video declaring and showing all pertinent content in the game).

2 Applicants should submit their applications 30 days before the intended date of distribution. This will allow sufficient time for classification ratings and advisories to be included in publicity materials and advertisements.

3 Please also note that if the content of the video game is controversial and requires further consultation, including with the Films Consultative Panel (FCP), more time will be required for assessment. The above service standards will not apply to such submissions.

**Basic Guidelines for Rating Materials**

4 Rating materials typically consist of videos and documents declaring all pertinent content that can be found in the game. These include, and are not limited to:

- Gameplay video recording;
- Detailed submission documents describing the synopsis of the game and all classifiable elements within the game;
- Dialogue scripts;
- Audio clips;
- Screenshots;
- Final copy of the video game, playable on a retail version console (i.e non-debug console).

5 To avoid any delay and submission rejection, applicants are advised to check their rating materials on the following aspects before submitting to IMDA.

**(a) Online Submission**

- No submission of rating materials will be accepted for classification unless accompanied by a fully-completed Submission Form made through IMDA Online.
- The online submission form must be correctly filled with the required information such as *Title, Region, Format and Developer/Publisher*.
- The title declared in the submission system must be the correct and original title<sup>2</sup> as found in the video game.
- The romanised title (in English alphabet) should be provided in the '*Romanised Title*' field, if the original title is in a foreign script.

**(b) Technical Quality**

- The applicant must ensure that all discs and files submitted are readable and free of errors.
- The picture and sound quality of video footage must be clear and good. The audio and visuals must be in sync.
- The video must not be obscured by any watermarks. Watermarks should not be splashed across the centre of the screen.

**(c) Content of Submission**

- The rating materials submitted should contain and highlight all scenes with mature or strong content that can be found in the game.
- The content submitted, ie. video footage, audio clips, screenshots, dialogue scripts and any other content documents – should be representative of the final content, and should not contain any raw or pre-production footage or content.
- If rating materials are not available, a final copy of the game would have to be submitted for evaluation.

---

<sup>2</sup> Original Title = Original wordings/punctuations/notations in the original language.

**Rating Label for Advisory 16 Video Games**

The classification label comprises the **rating marking** and **consumer advice**, and must be affixed on the exterior packaging of Advisory 16 video games.

**ADV16 Marking** (downloadable as an image file at the IMDA website)



**Consumer Advice**

**Suitable For 16 & Above**

---

Please refer to the sample below.

**Consumer Advice – ‘Suitable For 16 & Above’**

Font: ARIAL

Font Style: Bold

Font Size: 9

**Label Dimensions**

Width – 3.20 cm

Height – 1.20 cm



For details on the affixing of classification labels, you may refer to the ‘Films (Classification And Licensing) Regulations 2019’ on the IMDA website.



**The following sections are excerpts from the ‘Films (Classification and Licensing) Regulations 2019’**

---

**Affixing classification label**

**8.** For the purposes of section 18(5)(b) of the Act, before a copy of a classified film is distributed, a classification label in respect of the film must be affixed to every copy of that film as follows:

- (a) the classification label must be affixed on any exterior part of —
  - (i) the storage device in which a film is stored;
  - (ii) the container in which a film or the storage device in sub-paragraph (i) is contained inside; or
  - (iii) where a container mentioned in sub-paragraph (ii) is contained in one or more larger containers, the largest container in addition to sub-paragraph (ii);
- (b) the classification label must be so displayed that —
  - (i) the classification marking or alternative classification marking (whichever is applicable) on it is clearly legible; and
  - (i) the typeface and colours are prominent and easily distinguishable from any other information, diagram or image with which the classification marking or alternative classification marking (whichever is applicable) is displayed;
- (c) the classification label must not be obscured by other material displayed on the storage device or container for the film.

## **Display of consumer advice**

**9.** For the purposes of section 21(6) of the Act, any consumer advice relating to a classified film which is distributed must be displayed as follows:

- (a) the consumer advice must be affixed on any exterior part of —
  - (i) the storage device in which a film is stored;
  - (ii) the container in which a film or the storage device in sub-paragraph (i) is contained inside; or
  - (iii) where a container mentioned in sub-paragraph (ii) is contained in one or more larger containers, the largest container in addition to sub-paragraph (ii);
- (b) the consumer advice must be so displayed that its contents are clearly legible, prominent and easily distinguishable from any other information, diagram or image with which the consumer advice is displayed;
- (c) the consumer advice must not be obscured by other material displayed on the storage device or container for the film.