MAC SETUP GUIDE

This setup is for all devices running on Mac OS. Once this one-time setup is complete, your device will be able to auto-connect to Wireless@SGx at all Wireless@SG hotspots.

Internet connection is required for this setup.

STEP 1

DOWNLOAD THE APP

Search 'Wireless@SGx' on the app store and download it.

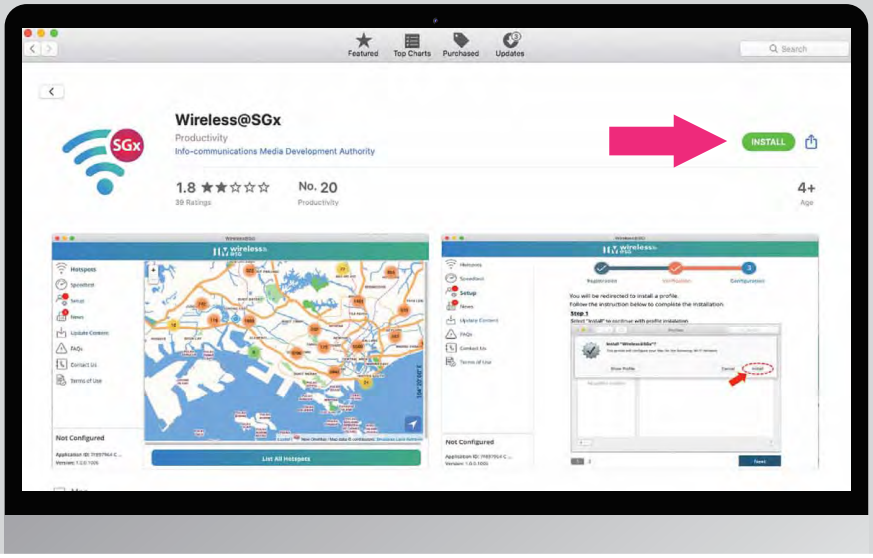
Featured
Top Charts
Purchased
Updates
Search
Wireless@SGx
Productivity
Info-communications Media Development Authority
INSTALL
1.8
39 Ratings
No. 20
Productivity
4+
Age

STEP 2

LAUNCH IT

Launch the app from applications folder and click 'Let's Go'.

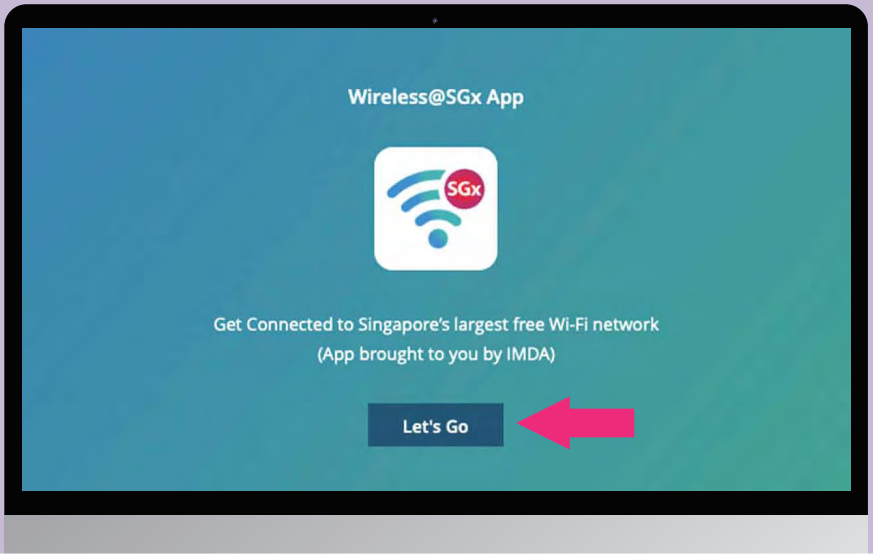
Wireless@SGx App

Get Connected to Singapore's largest free Wi-Fi network
(App brought to you by IMDA)

STEP 3

READ TERMS OF USE

Click 'Accept & Continue'.

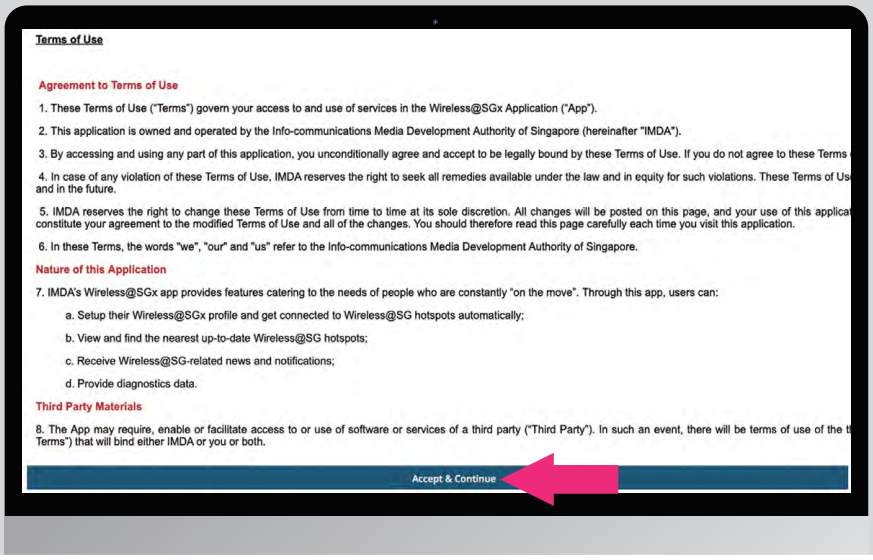

Terms of Use

Agreement to Terms of Use

1. These Terms of Use ("Terms") govern your access to and use of services in the Wireless@SGx Application ("App").

2. This application is owned and operated by the Info-communications Media Development Authority of Singapore (hereinafter "IMDA").

3. By accessing and using any part of this application, you unconditionally agree and accept to be legally bound by these Terms of Use. If you do not agree to these Terms

4. In case of any violation of these Terms of Use, IMDA reserves the right to seek all remedies available under the law and in equity for such violations. These Terms of Us
and in the future.

5. IMDA reserves the right to change these Terms of Use from time to time at its sole discretion. All changes will be posted on this page, and your use of this applica
constitute your agreement to the modified Terms of Use and all of the changes. You should therefore read this page carefully each time you visit this application.

6. In these Terms, the words "we", "our" and "us" refer to the Info-communications Media Development Authority of Singapore.

Nature of this Application

7. IMDA's Wireless@SGx app provides features catering to the needs of people who are constantly "on the move". Through this app, users can:

   a. Setup their Wireless@SGx profile and get connected to Wireless@SG hotspots automatically;

   b. View and find the nearest up-to-date Wireless@SG hotspots;

   c. Receive Wireless@SG-related news and notifications;

   d. Provide diagnostics data.

Third Party Materials

8. The App may require, enable or facilitate access to or use of software or services of a third party ("Third Party"). In such an event, there will be terms of use of the t
Terms") that will bind either IMDA or you or both.

Accept & Continue

STEP 4

READ PRIVACY POLICY

Click 'Accept & Continue'.

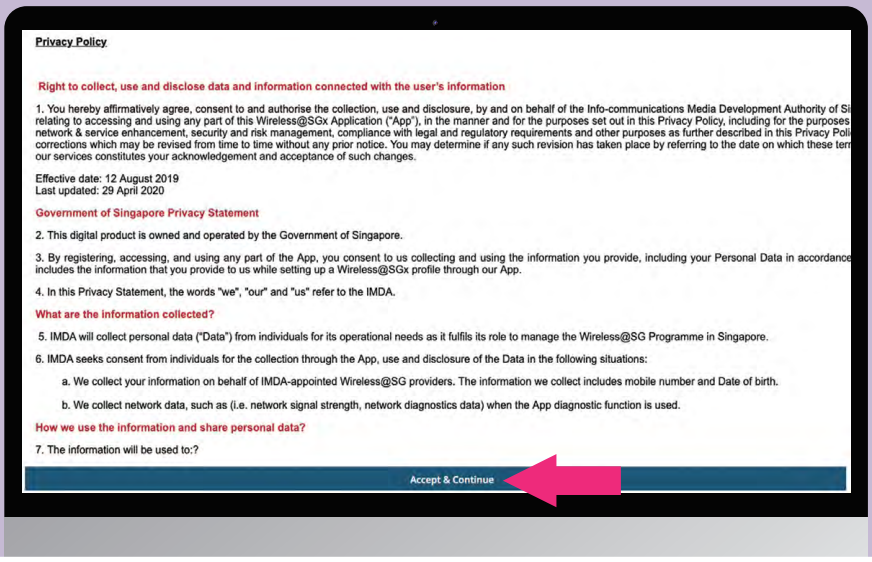

Privacy Policy

Right to collect, use and disclose data and information connected with the user's information

1. You hereby affirmatively agree, consent to and authorise the collection, use and disclosure, by and on behalf of the Info-communications Media Development Authority of Si
relating to accessing and using any part of this Wireless@SGx Application ("App"), in the manner and for the purposes set out in this Privacy Policy, including for the purposes
network & service enhancement, security and risk management, compliance with legal and regulatory requirements and other purposes as further described in this Privacy Poli
corrections which may be revised from time to time without any prior notice. You may determine if any such revision has taken place by referring to the date on which these ter
our services constitutes your acknowledgement and acceptance of such changes.

Effective date: 12 August 2019
Last updated: 29 April 2020

Government of Singapore Privacy Statement

2. This digital product is owned and operated by the Government of Singapore.

3. By registering, accessing, and using any part of the App, you consent to us collecting and using the information you provide, including your Personal Data in accordance
includes the information that you provide to us while setting up a Wireless@SGx profile through our App.

4. In this Privacy Statement, the words "we", "our" and "us" refer to the IMDA.

What are the information collected?

5. IMDA will collect personal data ("Data") from individuals for its operational needs as it fulfils its role to manage the Wireless@SG Programme in Singapore.

6. IMDA seeks consent from individuals for the collection through the App, use and disclosure of the Data in the following situations:

   a. We collect your information on behalf of IMDA-appointed Wireless@SG providers. The information we collect includes mobile number and Date of birth.

   b. We collect network data, such as (i.e. network signal strength, network diagnostics data) when the App diagnostic function is used.

How we use the information and share personal data?

7. The information will be used to:?

Accept & Continue

STEP 5

PROCEED TO DEVICE PERMISSIONS

Click 'Proceed'.

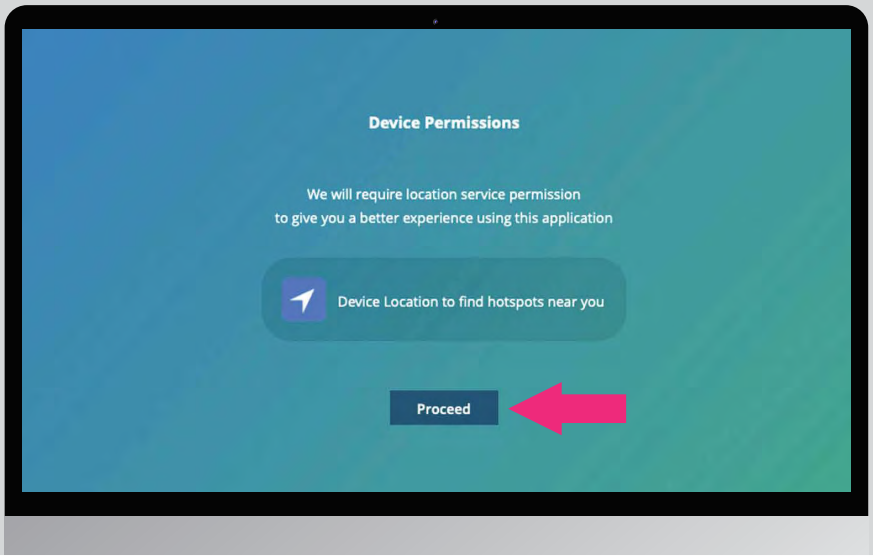

Device Permissions

We will require location service permission
to give you a better experience using this application

Device Location to find hotspots near you
Proceed

STEP 6

SET-UP PROFILE

Click 'Next'.

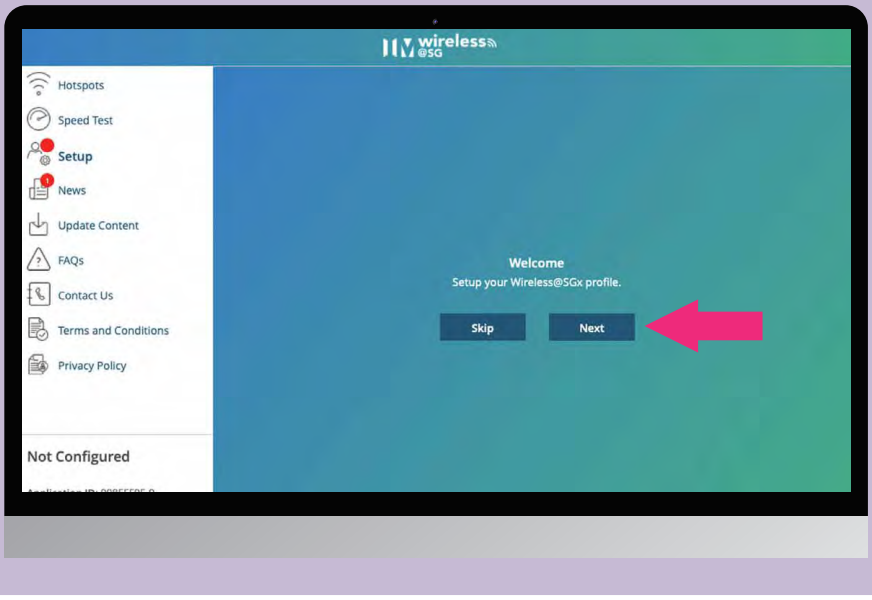

Welcome

Setup your Wireless@SGx profile.

wireless @SG
Hotspots
Speed Test
Setup
News
1
Update Content
FAQs
Contact Us
Terms and Conditions
Privacy Policy
Not Configured
Skip
Next

STEP 7

CLICK 'SETUP'

Skip this step if you are redirected to the setup page.

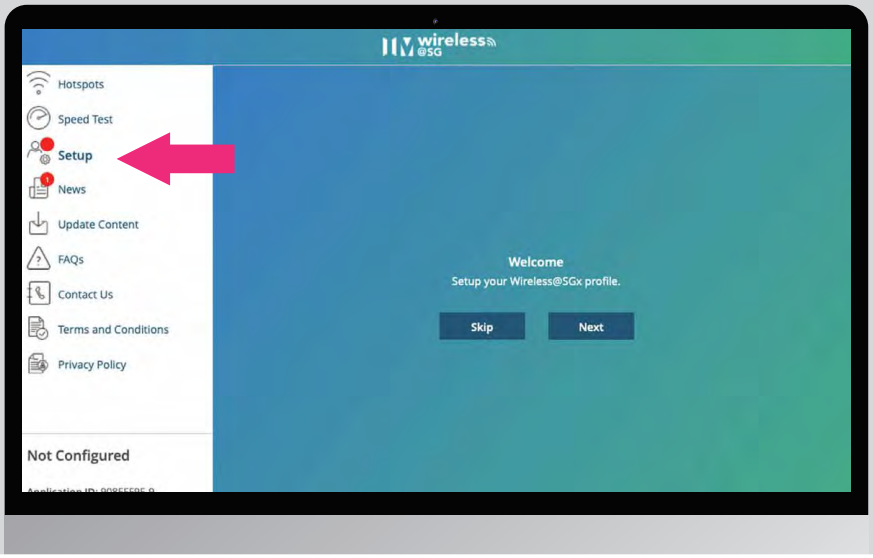
wireless@SG
Hotspots
Speed Test
Setup
News
Update Content
FAQs
Contact Us
Terms and Conditions
Privacy Policy
Skip
Next

Welcome

Setup your Wireless@SGx profile.

Not Configured

STEP 8

CHOOSE ANY PROVIDER

Click any one of the Wireless@SG operators.

**Does not have to be your cellular provider.*

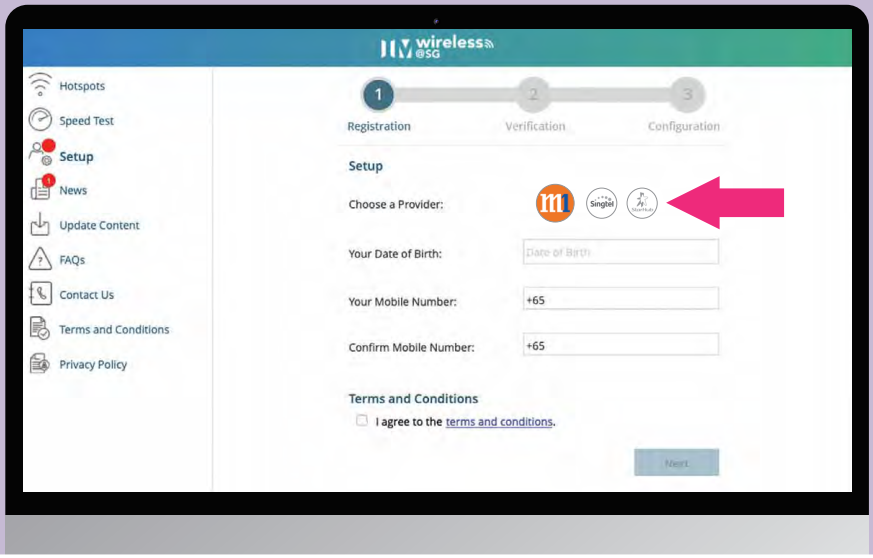
wireless@SG
Hotspots
Speed Test
Setup
News
Update Content
FAQs
Contact Us
Terms and Conditions
Privacy Policy
1
2
3
Registration
Verification
Configuration
m1
Singtel
StarHub
Next

Setup

Choose a Provider:

Your Date of Birth: Date of Birth

Your Mobile Number: +65

Confirm Mobile Number: +65

Terms and Conditions

☐ I agree to the terms and conditions.

STEP 9

ENTER PERSONAL DETAILS

Select your birthdate and key in your mobile number.

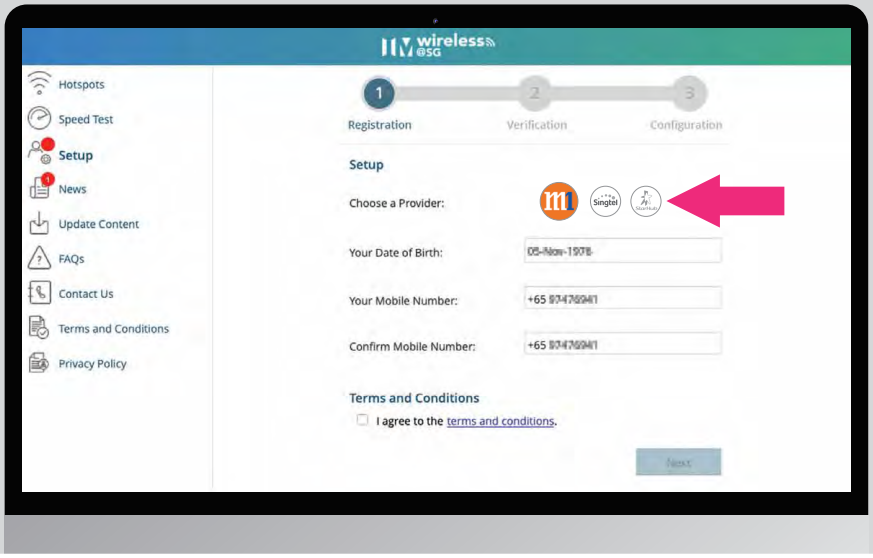
wireless@SG
Hotspots
Speed Test
Setup
News
Update Content
FAQs
Contact Us
Terms and Conditions
Privacy Policy
1
2
3
Registration
Verification
Configuration
m1
Singtel
StarHub
Next

Setup

Choose a Provider:

Your Date of Birth: [redacted]

Your Mobile Number: +65 [redacted]

Confirm Mobile Number: +65 [redacted]

Terms and Conditions

☐ I agree to the terms and conditions.

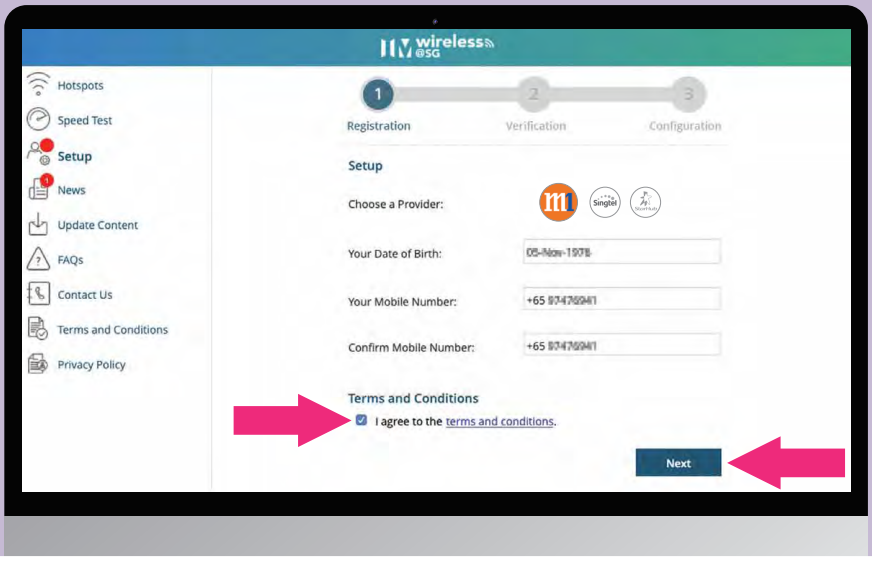
wireless @SG
Hotspots
Speed Test
Setup
News
Update Content
FAQs
Contact Us
Terms and Conditions
Privacy Policy
1
2
3
Registration
Verification
Configuration
Next

Setup

Choose a Provider: m1 / Singtel / StarHub

Your Date of Birth:

Your Mobile Number: +65

Confirm Mobile Number: +65

Terms and Conditions

☑ I agree to the terms and conditions.

STEP 10

AGREE TO THE TERMS AND CONDITIONS

Check the box and
click ‘Next’ to continue.

STEP 11

VERIFY YOUR MOBILE NUMBER

Receive an SMS One-Time Password (OTP)
on the mobile number you provided.
Key that in and click ‘Next’.

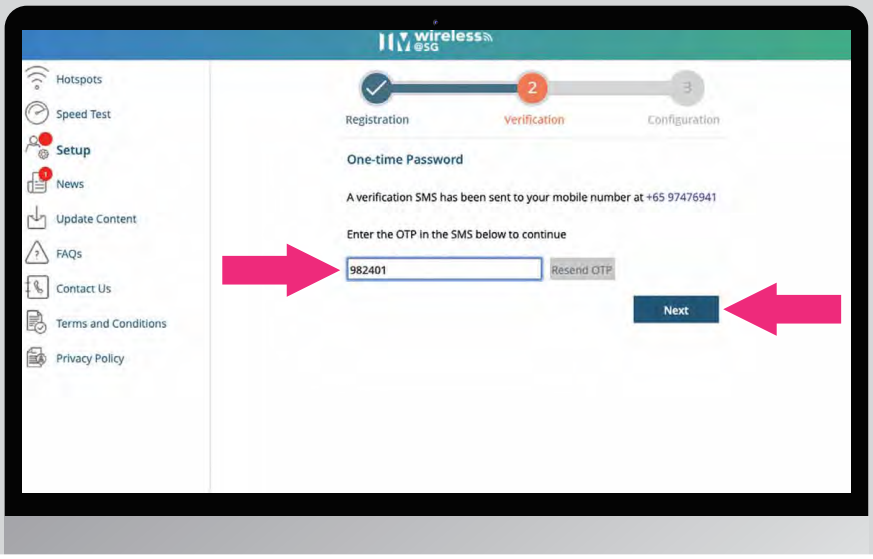
wireless @SG
Hotspots
Speed Test
Setup
News
Update Content
FAQs
Contact Us
Terms and Conditions
Privacy Policy
2
3
Registration
Verification
Configuration
Resend OTP
Next

One-time Password

A verification SMS has been sent to your mobile number at +65 97476941

Enter the OTP in the SMS below to continue

982401

Profile created will be valid for 6 months

FOLLOW STEPS TO INSTALL PROFILE

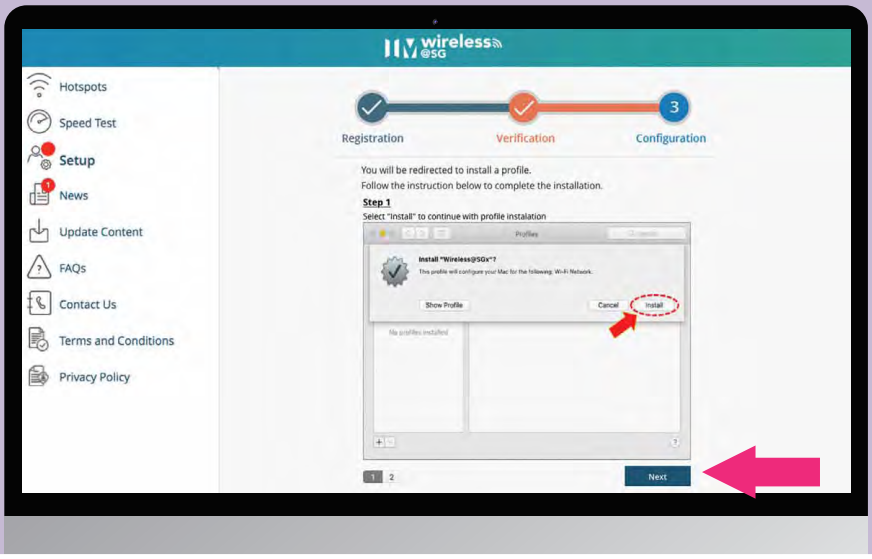
wireless @SG
Hotspots
Speed Test
Setup
News
Update Content
FAQs
Contact Us
Terms and Conditions
Privacy Policy
3
Registration
Verification
Configuration
Profiles
Show Profile
Cancel
Install
No profiles installed
1
2
Next

You will be redirected to install a profile.
Follow the instruction below to complete the installation.

Step 1

Select "Install" to continue with profile instalation

Install "Wireless@SGx"?

This profile will configure your Mac for the following: Wi-Fi Network.

STEP 12

BEGIN TO INSTALL* PROFILE

1. A profile page will appear to install profile
2. Click ‘Next’ to continue

**Installing Wireless@SGx will not affect your current settings*

STEP 13

CLICK 'INSTALL'

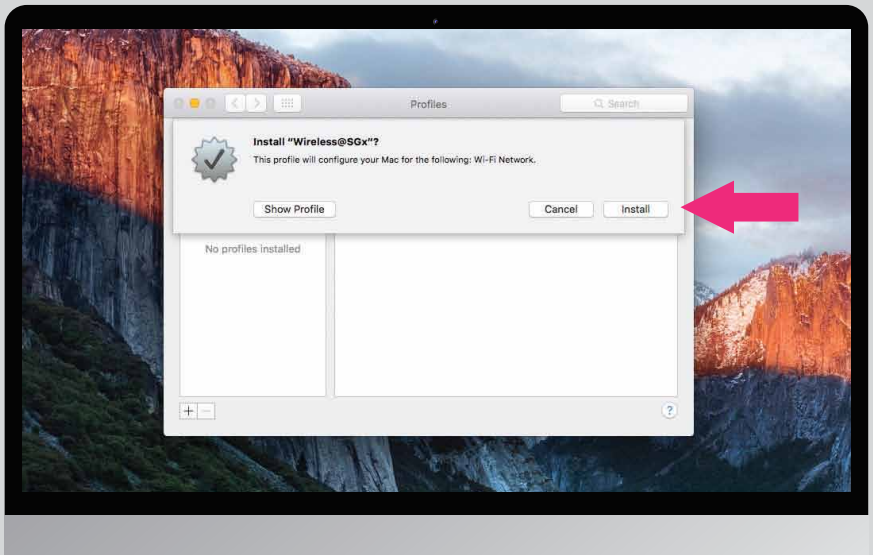

Profiles
Search

Install "Wireless@SGx"?

This profile will configure your Mac for the following: Wi-Fi Network.

Show Profile
Cancel
Install
No profiles installed

STEP 14

ALLOW ACCESS TO YOUR MAC

Key in username and password
if prompted and click 'OK'.

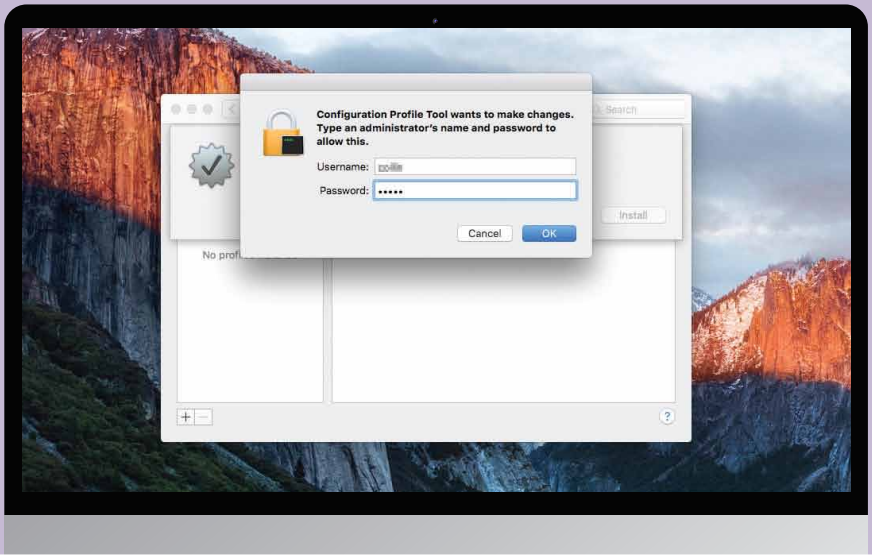

Configuration Profile Tool wants to make changes. Type an administrator's name and password to allow this.

Username: [redacted]

Password: •••••

Cancel
OK
Search
Install
No profi

STEP 15

VERIFY YOUR PROFILE

Once installed, profile is verified.

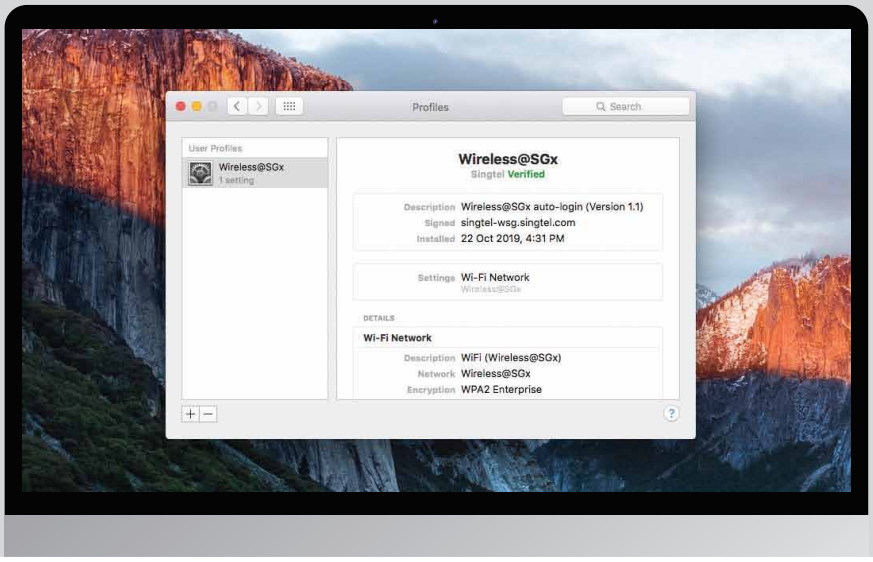

Profiles
Search
User Profiles

Wireless@SGx
1 setting

Wireless@SGx
Singtel Verified

Description Wireless@SGx auto-login (Version 1.1)
Signed singtel-wsg.singtel.com
Installed 22 Oct 2019, 4:31 PM

Settings Wi-Fi Network
Wireless@SGx

DETAILS

Wi-Fi Network

Description WiFi (Wireless@SGx)
Network Wireless@SGx
Encryption WPA2 Enterprise

STEP 16

FIND AND MOVE TO YOUR NEAREST HOTSPOT

Enjoy seamless connection to
'Wireless@SGx'. Happy surfing!

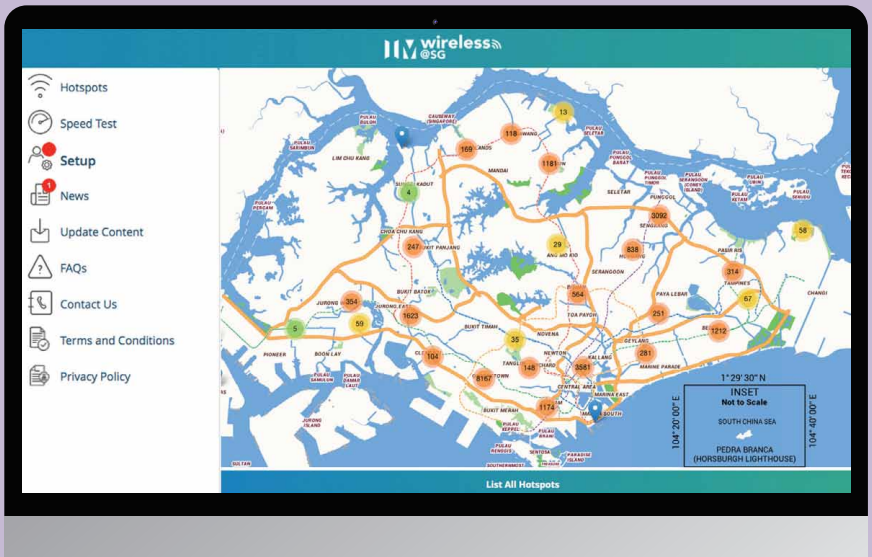

wireless@SG
Hotspots
Speed Test
Setup
News
Update Content
FAQs
Contact Us
Terms and Conditions
Privacy Policy
INSET
Not to Scale
SOUTH CHINA SEA
PEDRA BRANCA
(HORSBURGH LIGHTHOUSE)
List All Hotspots