wireless @SG

iOS NON-SIM SETUP GUIDE

This setup is for all iPhones, iPad and any device running on iOS **without a local SIM card**. Once this one-time setup is complete, your device will be able to auto-connect to Wireless@SGx at all Wireless@SG hotspots.

Internet connection and a local mobile number are required for this setup.

without SIM:

STEP 1

DOWNLOAD THE APP

Search 'Wireless@SGx' on the app store and download it.

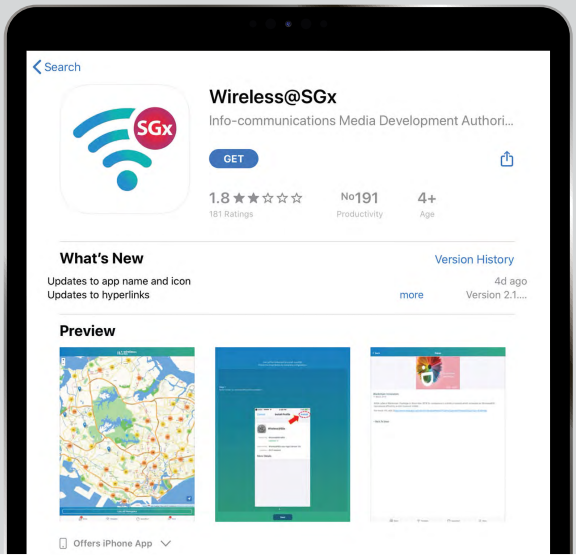

Search

Wireless@SGx

Info-communications Media Development Authori...

GET
1.8 ★★☆☆☆
181 Ratings
No191
Productivity
4+
Age

What's New

Version History

Updates to app name and icon
Updates to hyperlinks

more
4d ago
Version 2.1...

Preview

Offers iPhone App

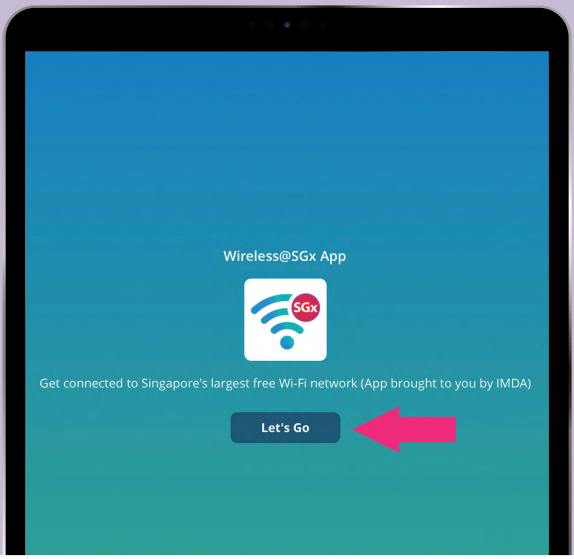

Wireless@SGx App

Get connected to Singapore's largest free Wi-Fi network (App brought to you by IMDA)

without SIM:

STEP 2

LAUNCH IT

Launch the app and tap 'Let's Go'.

without SIM:

STEP 3

READ TERMS OF USE

Tap ‘Accept & Continue’.

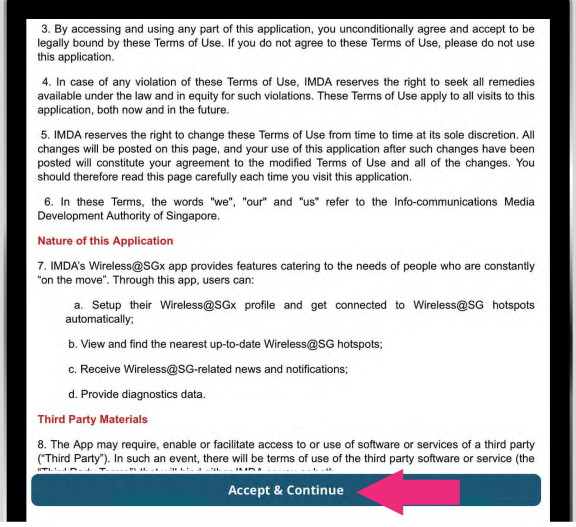

3. By accessing and using any part of this application, you unconditionally agree and accept to be legally bound by these Terms of Use. If you do not agree to these Terms of Use, please do not use this application.

4. In case of any violation of these Terms of Use, IMDA reserves the right to seek all remedies available under the law and in equity for such violations. These Terms of Use apply to all visits to this application, both now and in the future.

5. IMDA reserves the right to change these Terms of Use from time to time at its sole discretion. All changes will be posted on this page, and your use of this application after such changes have been posted will constitute your agreement to the modified Terms of Use and all of the changes. You should therefore read this page carefully each time you visit this application.

6. In these Terms, the words "we", "our" and "us" refer to the Info-communications Media Development Authority of Singapore.

Nature of this Application

7. IMDA’s Wireless@SGx app provides features catering to the needs of people who are constantly “on the move”. Through this app, users can:

a. Setup their Wireless@SGx profile and get connected to Wireless@SG hotspots automatically;

b. View and find the nearest up-to-date Wireless@SG hotspots;

c. Receive Wireless@SG-related news and notifications;

d. Provide diagnostics data.

Third Party Materials

8. The App may require, enable or facilitate access to or use of software or services of a third party (“Third Party”). In such an event, there will be terms of use of the third party software or service (the

Accept & Continue

without SIM:

STEP 4

READ PRIVACY POLICY

Tap ‘Accept & Continue’.

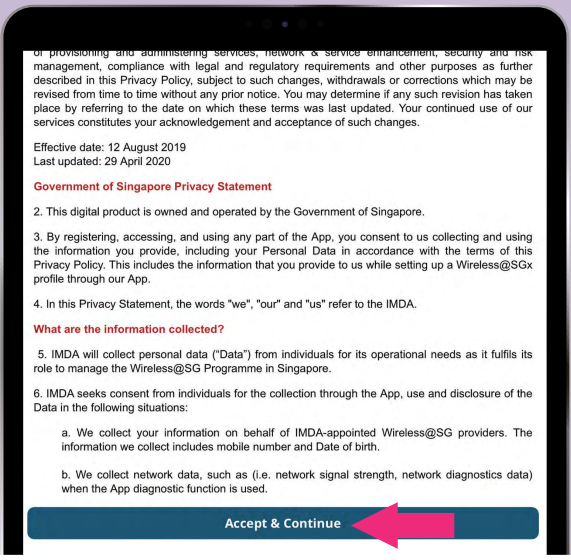

of provisioning and administering services, network & service enhancement, security and risk management, compliance with legal and regulatory requirements and other purposes as further described in this Privacy Policy, subject to such changes, withdrawals or corrections which may be revised from time to time without any prior notice. You may determine if any such revision has taken place by referring to the date on which these terms was last updated. Your continued use of our services constitutes your acknowledgement and acceptance of such changes.

Effective date: 12 August 2019
Last updated: 29 April 2020

Government of Singapore Privacy Statement

2. This digital product is owned and operated by the Government of Singapore.

3. By registering, accessing, and using any part of the App, you consent to us collecting and using the information you provide, including your Personal Data in accordance with the terms of this Privacy Policy. This includes the information that you provide to us while setting up a Wireless@SGx profile through our App.

4. In this Privacy Statement, the words "we", "our" and "us" refer to the IMDA.

What are the information collected?

5. IMDA will collect personal data (“Data”) from individuals for its operational needs as it fulfils its role to manage the Wireless@SG Programme in Singapore.

6. IMDA seeks consent from individuals for the collection through the App, use and disclosure of the Data in the following situations:

a. We collect your information on behalf of IMDA-appointed Wireless@SG providers. The information we collect includes mobile number and Date of birth.

b. We collect network data, such as (i.e. network signal strength, network diagnostics data) when the App diagnostic function is used.

Accept & Continue

without SIM:

STEP 5

PROCEED TO DEVICE PERMISSIONS

Tap ‘Proceed’.

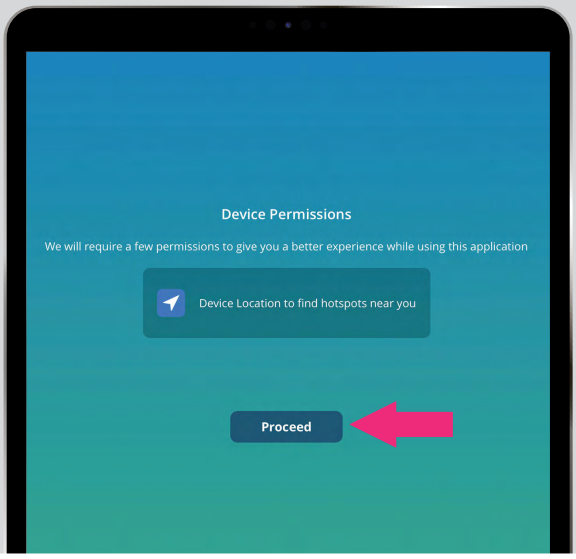

Device Permissions

We will require a few permissions to give you a better experience while using this application

Device Location to find hotspots near you

without SIM:

STEP 6

SET LOCATION PREFERENCE

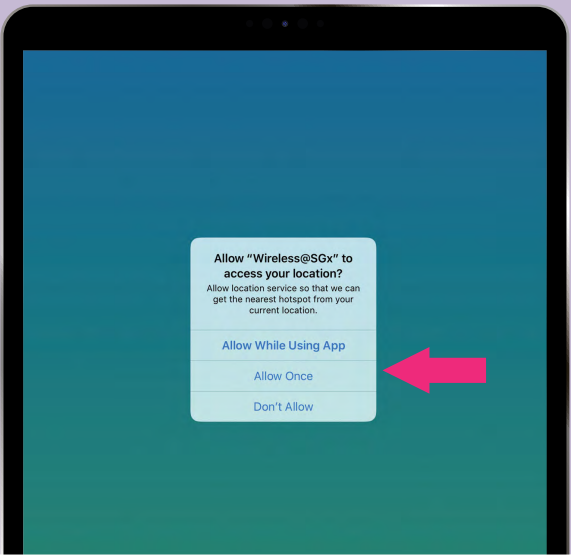

Allow “Wireless@SGx” to access your location?

Allow location service so that we can get the nearest hotspot from your current location.

Allow While Using App
Allow Once
Don’t Allow

Allow the app to access device location.

**Choosing not to allow “Wireless@SGx”*
to access your location does not affect setup.

without SIM:

STEP 7

TAP 'NO'

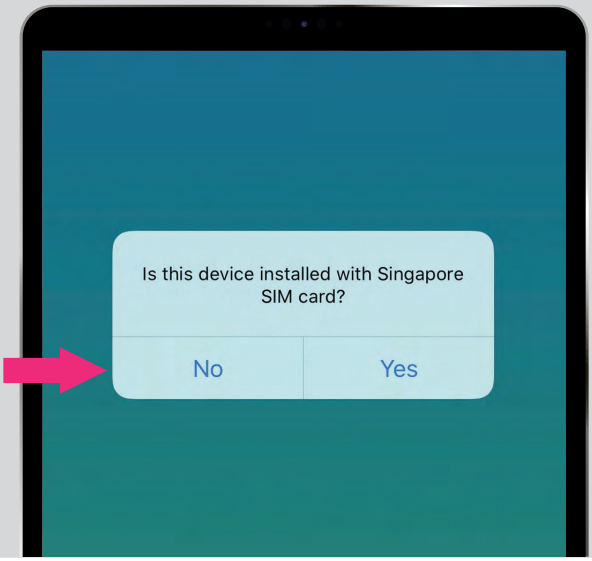
Is this device installed with Singapore SIM card?

Skip to Step 10 if you are installing for the first time.

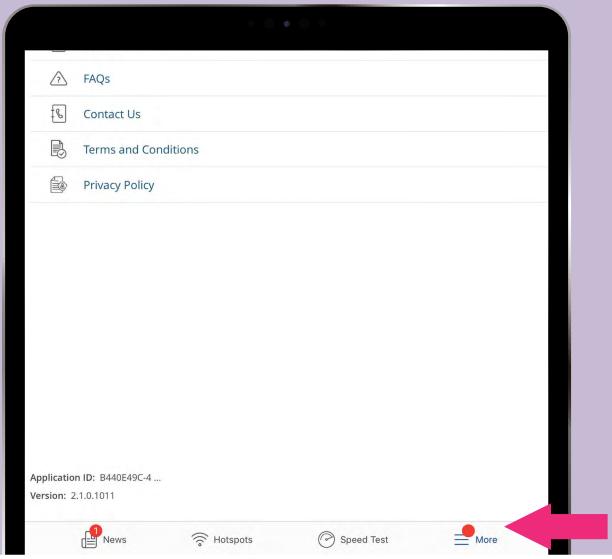
FAQs
Contact Us
Terms and Conditions
Privacy Policy
Application ID: B440E49C-4 ...
Version: 2.1.0.1011
1
News
Hotspots
Speed Test
More

without SIM:

STEP 8

TAP ON 'MORE'

Skip this step and the next if you are redirected to the setup page.

without SIM:

STEP 9

TAP ON 'SETUP'

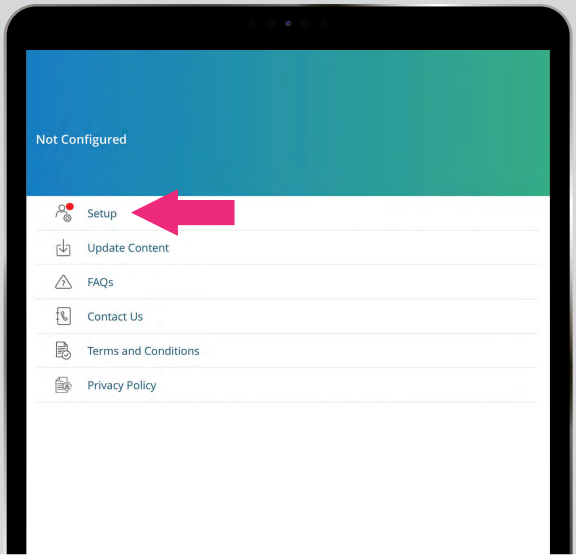
Not Configured
Setup
Update Content
FAQs
Contact Us
Terms and Conditions
Privacy Policy

without SIM:

STEP 10

CHOOSE ANY PROVIDER

Tap any one of the Wireless@SG operators.

**Does not have to be your cellular provider.*

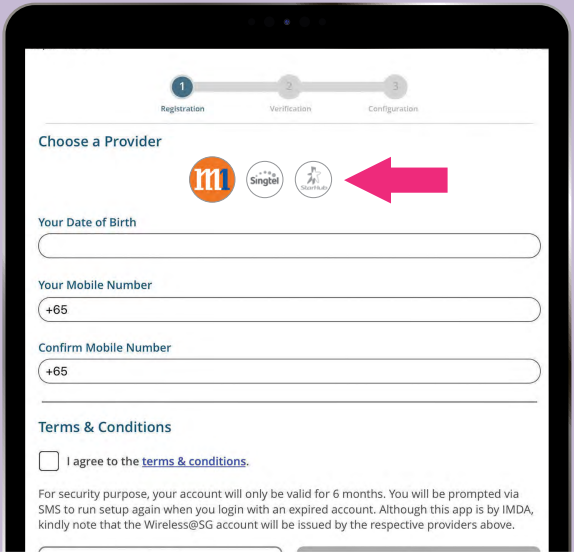
1
Registration
2
Verification
3
Configuration

Choose a Provider

m1
Singtel
StarHub

Your Date of Birth

Your Mobile Number

+65

Confirm Mobile Number

+65

Terms & Conditions

☐ I agree to the terms & conditions.

For security purpose, your account will only be valid for 6 months. You will be prompted via SMS to run setup again when you login with an expired account. Although this app is by IMDA, kindly note that the Wireless@SG account will be issued by the respective providers above.

without SIM:

STEP 11

ENTER PERSONAL DETAILS

Select your birthdate and
key in your mobile number.

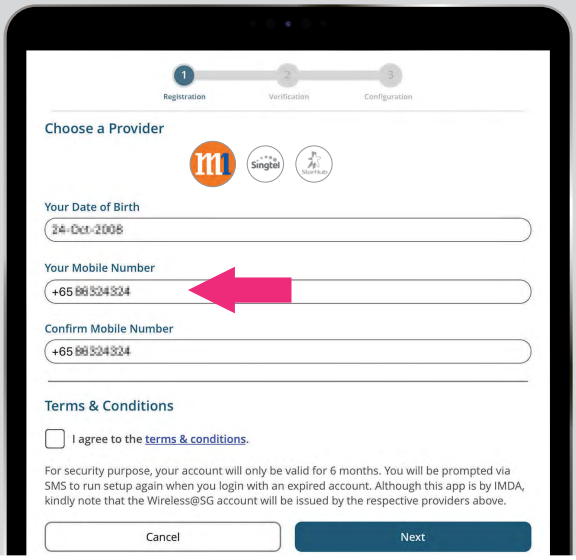
1
Registration
2
Verification
3
Configuration

Choose a Provider

m1
Singtel
StarHub

Your Date of Birth

[redacted]

Your Mobile Number

+65 [redacted]

Confirm Mobile Number

+65 [redacted]

Terms & Conditions

☐ I agree to the terms & conditions.

For security purpose, your account will only be valid for 6 months. You will be prompted via SMS to run setup again when you login with an expired account. Although this app is by IMDA, kindly note that the Wireless@SG account will be issued by the respective providers above.

Cancel
Next

without SIM:

STEP 12

AGREE TO THE TERMS AND CONDITIONS

Check the box and tap ‘Next’ to continue.

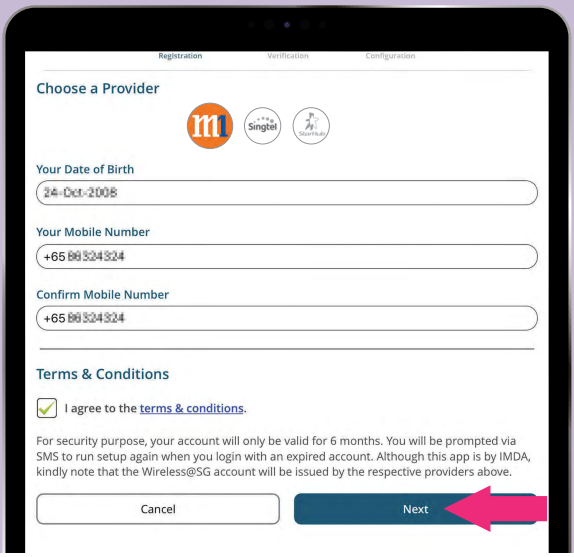
Registration
Verification
Configuration

Choose a Provider

m1
Singtel
StarHub

Your Date of Birth

[redacted]

Your Mobile Number

+65 [redacted]

Confirm Mobile Number

+65 [redacted]

Terms & Conditions

☑ I agree to the terms & conditions.

For security purpose, your account will only be valid for 6 months. You will be prompted via SMS to run setup again when you login with an expired account. Although this app is by IMDA, kindly note that the Wireless@SG account will be issued by the respective providers above.

Cancel
Next

without SIM:

STEP 13

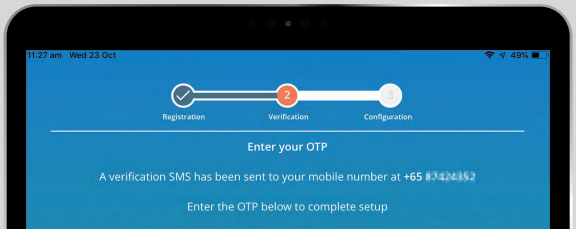
11:27 am Wed 23 Oct
49%
Registration
2
Verification
3
Configuration

Enter your OTP

A verification SMS has been sent to your mobile number at +65 [redacted]

Enter the OTP below to complete setup

VERIFY YOUR MOBILE NUMBER

Receive an SMS One-Time Password (OTP)
on the mobile number you provided.
Key that in and tap ‘Next’.

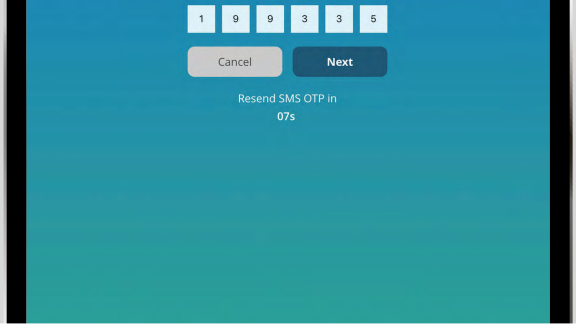

1 9 9 3 3 5

Resend SMS OTP in
07s

Cancel
Next

Profile created will be valid for 6 months

FOLLOW STEPS TO INSTALL PROFILE

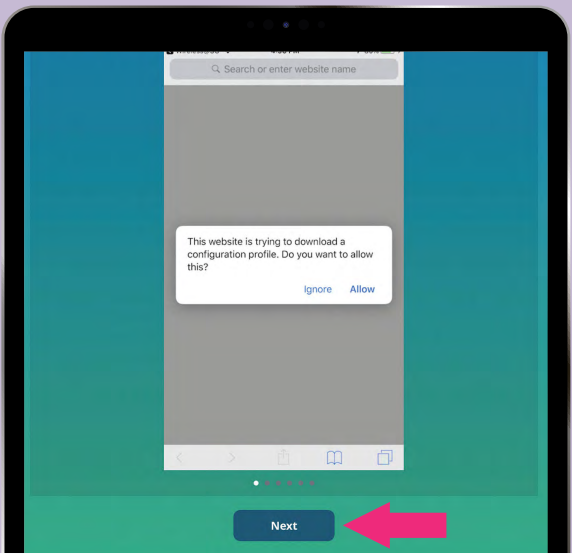

This website is trying to download a configuration profile. Do you want to allow this?

Search or enter website name
Ignore
Allow
Next

without SIM:

STEP 14

BEGIN TO INSTALL* PROFILE

You will be redirected to install a profile.
Tap ‘Next’.

**Installing Wireless@SGx will not affect your current settings*

without SIM:

STEP 15

ALLOW ACCESS TO SETTINGS

Tap ‘Allow’ to create your profile.

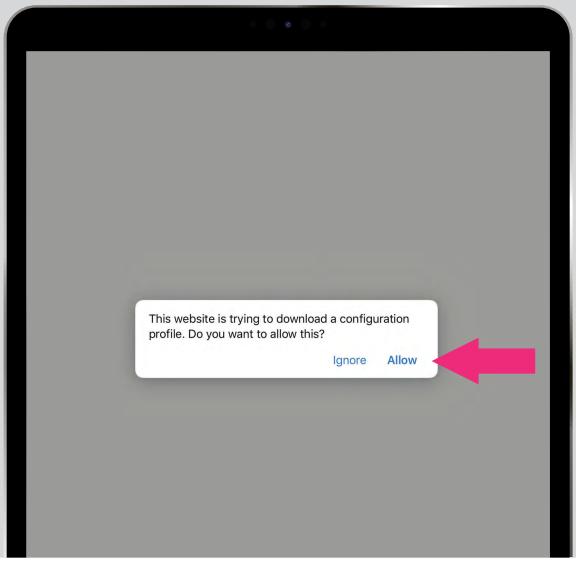

This website is trying to download a configuration profile. Do you want to allow this?

Ignore
Allow

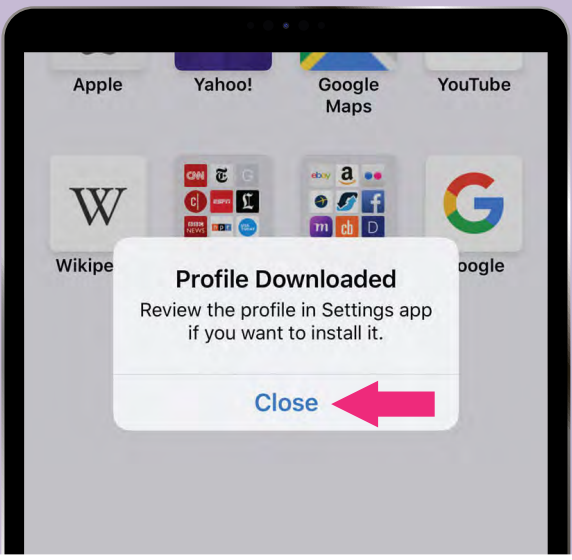

Profile Downloaded

Review the profile in Settings app if you want to install it.

Apple
Yahoo!
Google Maps
YouTube
Wikipe
oogle
Close

without SIM:

STEP 16

TAP ‘CLOSE’

without SIM:

STEP 17

GO TO SETTINGS


Finance
Hope
Calendar
Clock
App Store
Apple Store
Watch
Home
Books
Wallet
Settings
iTunes U
Productivity
2
Newsstand

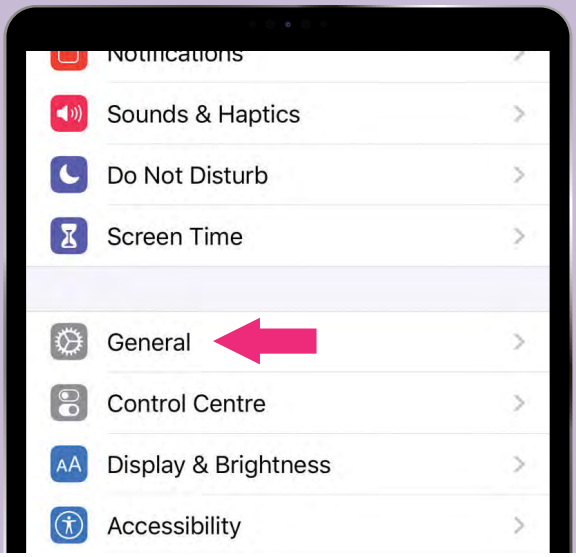
Notifications
Sounds & Haptics
Do Not Disturb
Screen Time
General
Control Centre
AA
Display & Brightness
Accessibility

without SIM:

STEP 18

TAP 'GENERAL'

without SIM:

STEP 19

TAP 'PROFILE'

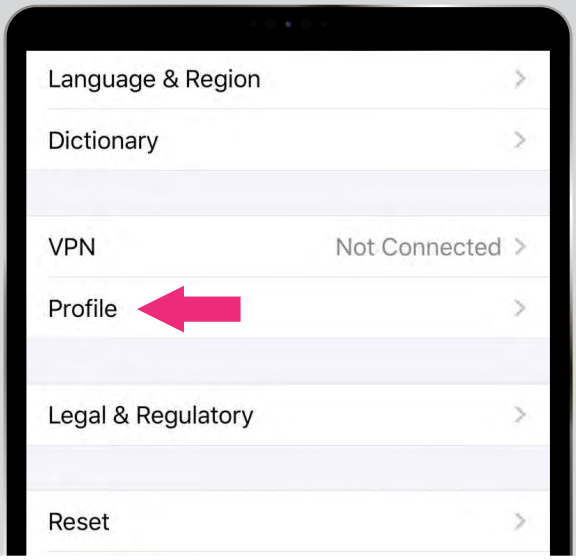
Language & Region
Dictionary
VPN
Not Connected
Profile
Legal & Regulatory
Reset

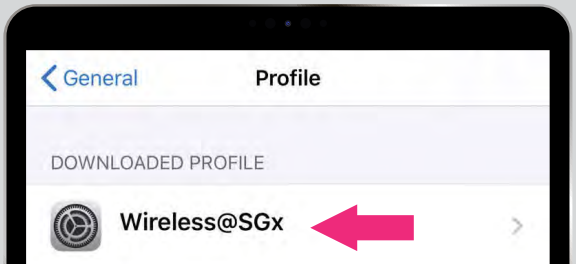
General
Profile
DOWNLOADED PROFILE
Wireless@SGx

without SIM:

STEP 20

TAP 'WIRELESS@SGX'

without SIM:

STEP 21

TAP 'INSTALL'

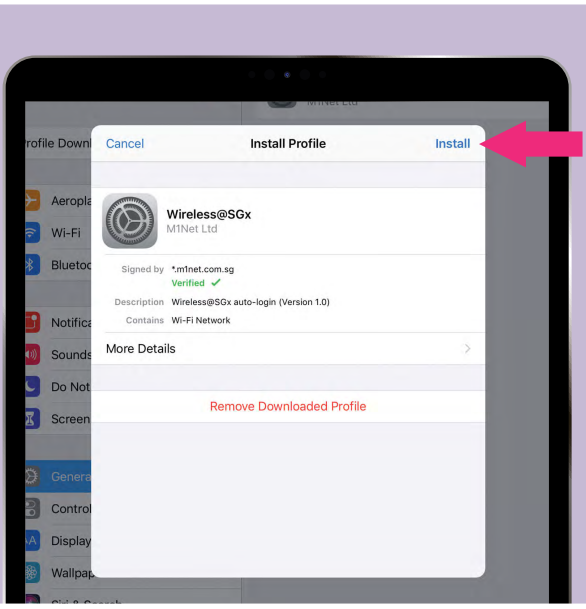
Cancel
Install Profile
Install
Profile Downl
Aeropla
Wi-Fi
Blueto
Notifica
Sounds
Do Not
Screen
Genera
Control
Display
Wallpap
More Details
Remove Downloaded Profile

Wireless@SGx
M1Net Ltd
Signed by *.m1net.com.sg
Verified ✓
Description Wireless@SGx auto-login (Version 1.0)
Contains Wi-Fi Network

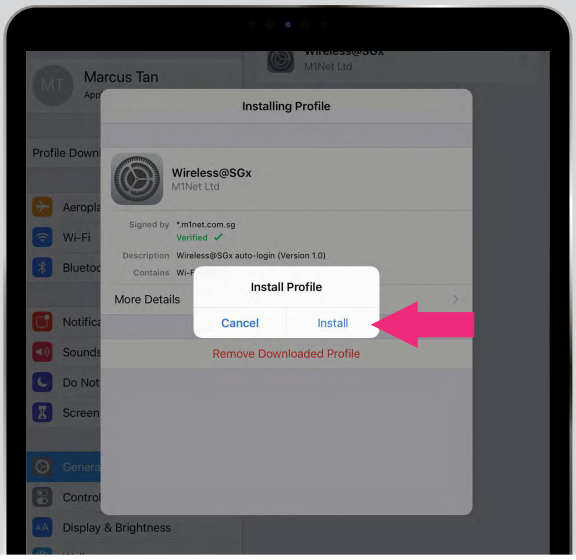
Marcus Tan
App
Installing Profile
Profile Down
Aeropla
Wi-Fi
Blueto
More Details
Install Profile
Cancel
Install
Remove Downloaded Profile
Notifica
Sounds
Do Not
Screen
Genera
Control
Display & Brightness

Wireless@SGx
M1Net Ltd
Signed by *.m1net.com.sg
Verified ✓
Description Wireless@SGx auto-login (Version 1.0)

without SIM:

STEP 22

TAP 'INSTALL' AGAIN

without SIM:

STEP 23

COMPLETE INSTALLATION

Tap 'Done'.

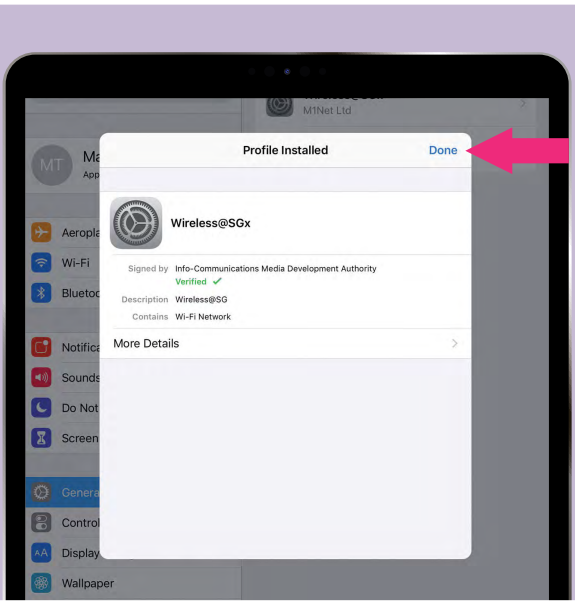
Profile Installed
Done
MT
Ma
App
Aeropla
Wi-Fi
Blueto
Notifica
Sounds
Do Not
Screen
Genera
Control
Display
Wallpaper
More Details
M1Net Ltd

Wireless@SGx
Signed by Info-Communications Media Development Authority
Verified ✓
Description Wireless@SG
Contains Wi-Fi Network

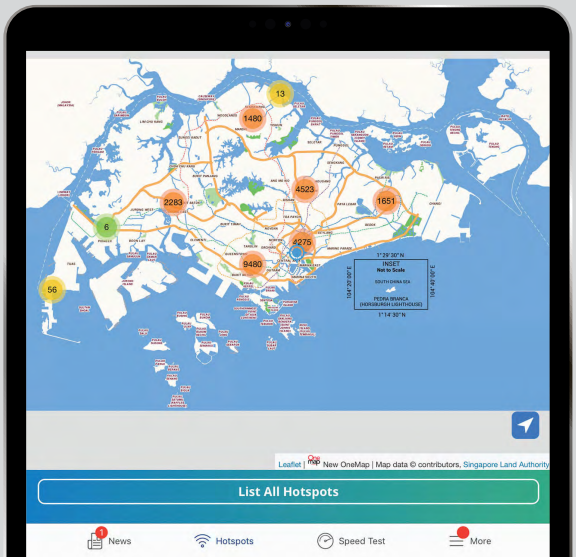
13
1480
4523
2283
1651
6
4275
9480
56
Leaflet | New OneMap | Map data © contributors, Singapore Land Authority
List All Hotspots
News
Hotspots
Speed Test
More

without SIM:

STEP 24

FIND AND MOVE TO YOUR NEAREST HOTSPOT

Enjoy seamless connection to 'Wireless@SGx'. Happy surfing!