ANDROID SIM SETUP GUIDE

This setup is for all smartphones and tablets running on Android **with a local SIM card.** Once this one-time setup is complete, your device will be able to auto-connect to Wireless@SGx at all Wireless@SG hotspots.

Internet connection is required for this setup.

with SIM:

STEP 1

DOWNLOAD THE APP

Search 'Wireless@SGx' on Google Play and download it.

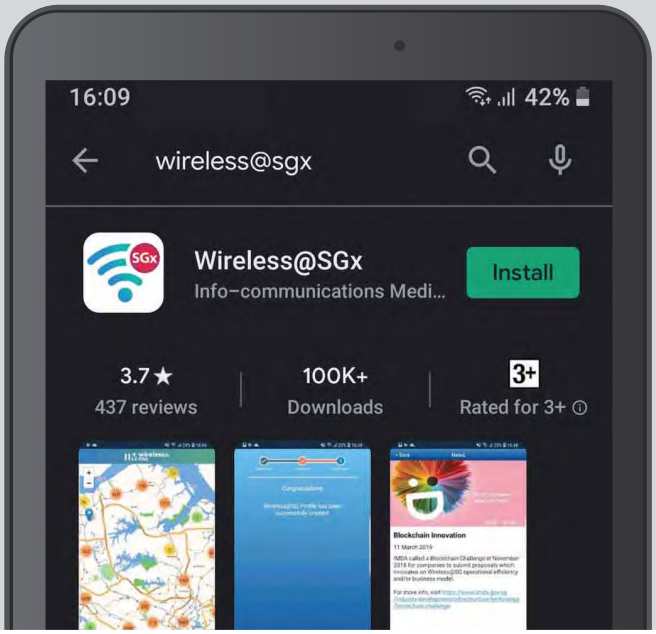
16:09
42%
wireless@sgx
Wireless@SGx
Info-communications Medi...
Install
3.7★
437 reviews
100K+
Downloads
3+
Rated for 3+

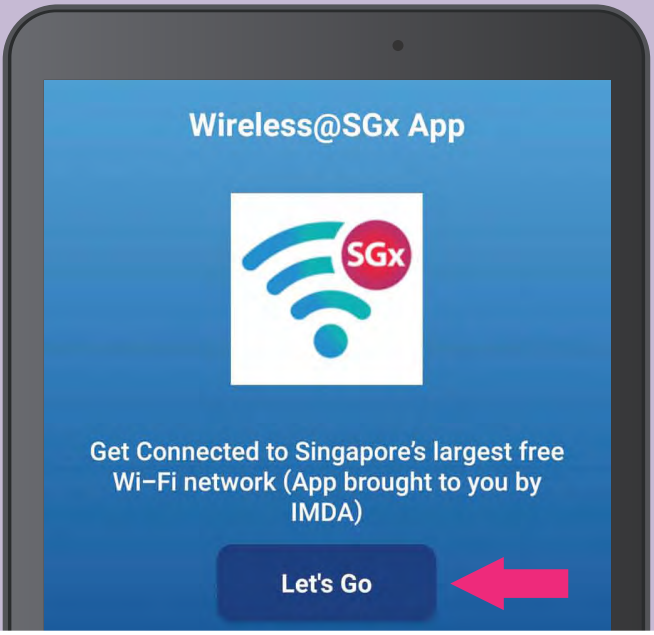
Wireless@SGx App
SGx
Let's Go

Get Connected to Singapore's largest free Wi-Fi network (App brought to you by IMDA)

with SIM:

STEP 2

LAUNCH IT

Launch the app and tap 'Let's Go'.

with SIM:

STEP 3

READ TERMS OF USE

Tap ‘Accept & Continue’.

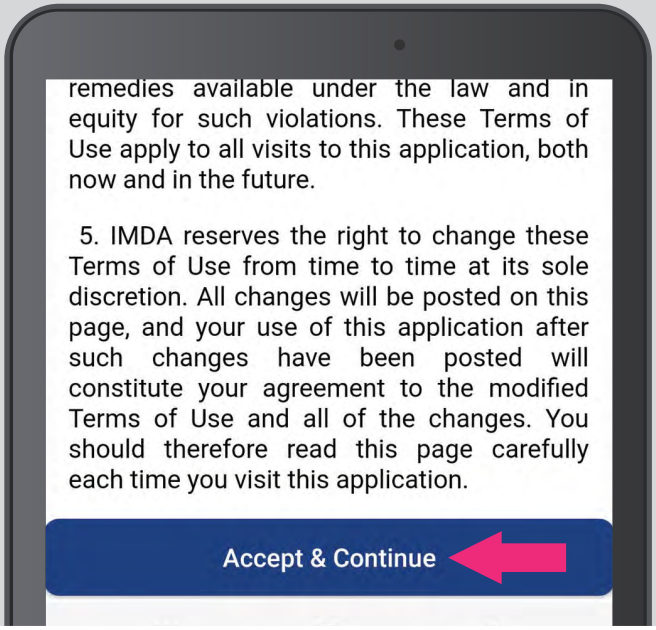

remedies available under the law and in equity for such violations. These Terms of Use apply to all visits to this application, both now and in the future.

5. IMDA reserves the right to change these Terms of Use from time to time at its sole discretion. All changes will be posted on this page, and your use of this application after such changes have been posted will constitute your agreement to the modified Terms of Use and all of the changes. You should therefore read this page carefully each time you visit this application.

Accept & Continue

with SIM:

STEP 4

READ PRIVACY POLICY

Tap ‘Accept & Continue’.

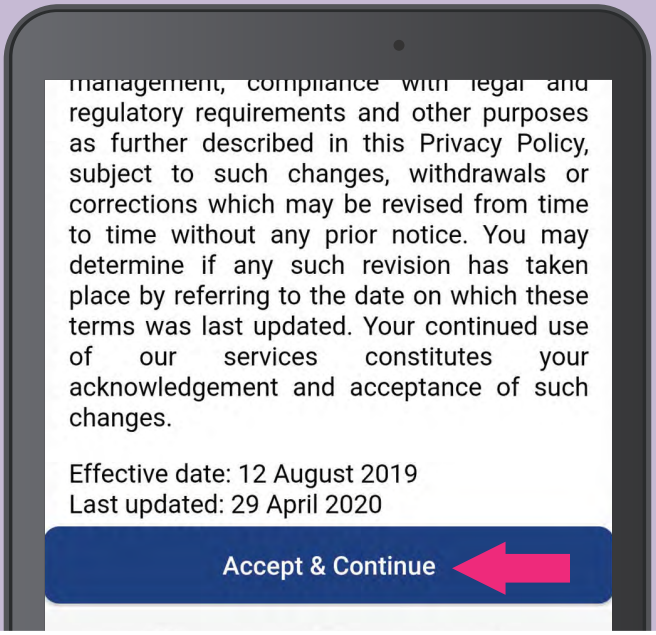

management, compliance with legal and regulatory requirements and other purposes as further described in this Privacy Policy, subject to such changes, withdrawals or corrections which may be revised from time to time without any prior notice. You may determine if any such revision has taken place by referring to the date on which these terms was last updated. Your continued use of our services constitutes your acknowledgement and acceptance of such changes.

Effective date: 12 August 2019
Last updated: 29 April 2020

Accept & Continue

with SIM:

STEP 5

PROCEED TO DEVICE PERMISSIONS

Tap ‘Proceed’.

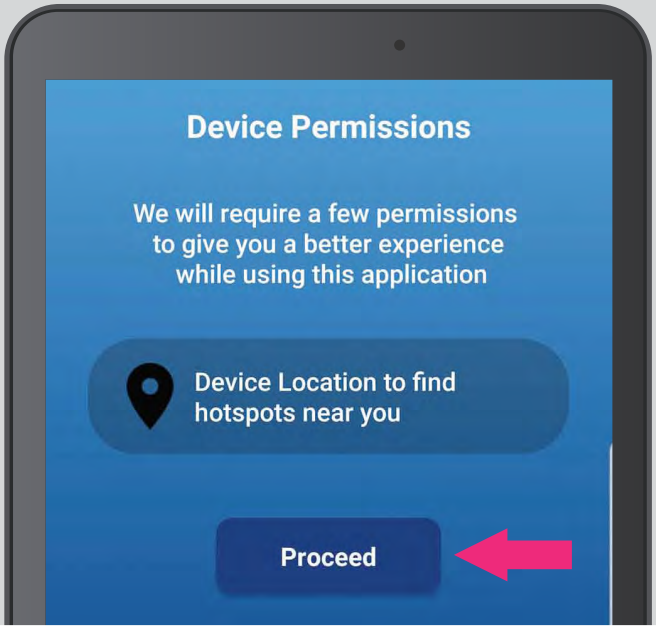

Device Permissions

We will require a few permissions to give you a better experience while using this application

Device Location to find hotspots near you



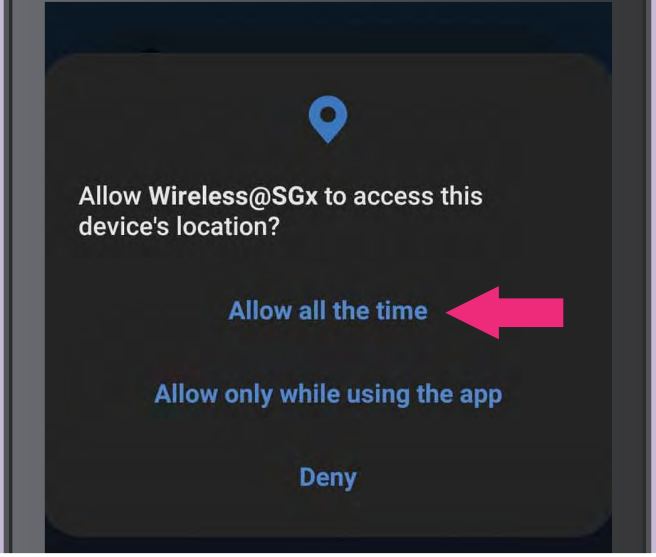

Allow Wireless@SGx to access this device's location?

Allow all the time
Allow only while using the app
Deny

with SIM:

STEP 6

SET LOCATION PREFERENCE

Allow the app to access device location.

**Choosing not to allow "Wireless@SGx" to access your location does not affect setup.*

with SIM:

STEP 7

CONFIRM DEVICE CONTAINS LOCAL SIM CARD

If you are using a Singapore SIM (except TPG), tap 'Yes'. Note that Singtel prepaid SIM requires you to dial *360 as an additional step to activate. If you are using a TPG SIM, tap 'No' and proceed to Non-SIM Setup Guide.

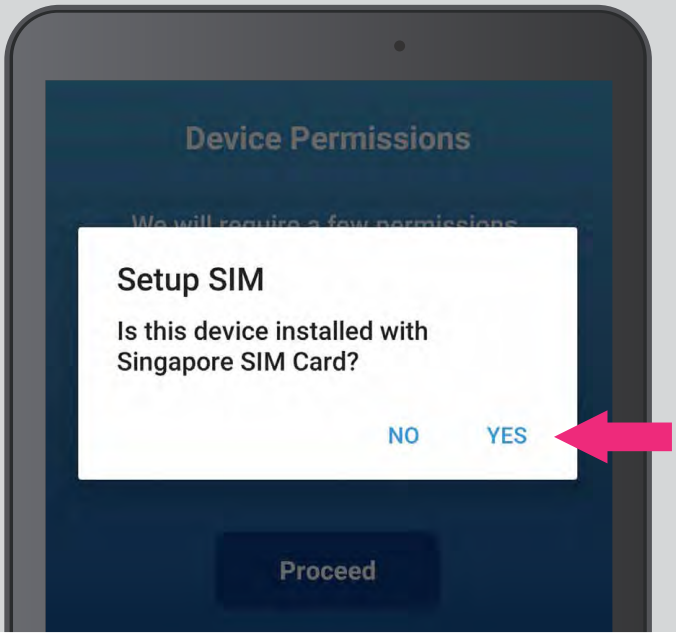

Device Permissions

We will require a few permissions

Setup SIM

Is this device installed with Singapore SIM Card?

NO
YES
Proceed

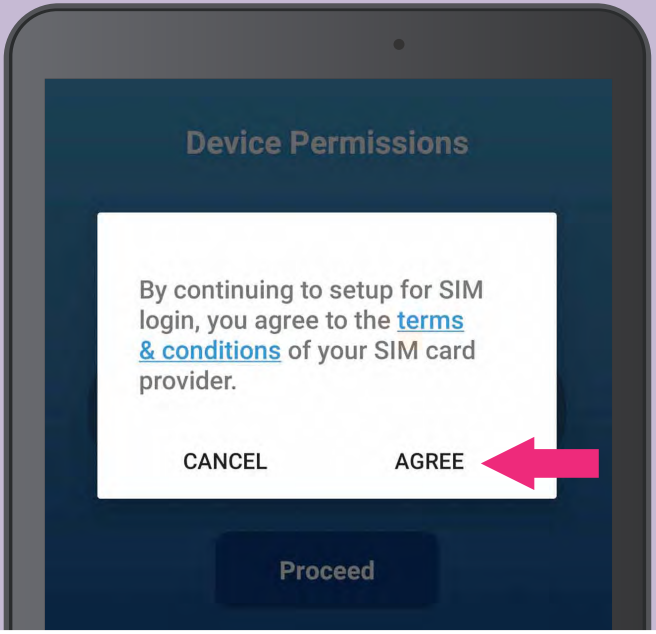

Device Permissions

By continuing to setup for SIM login, you agree to the terms & conditions of your SIM card provider.

CANCEL
AGREE
Proceed

with SIM:

STEP 8

AGREE TO THE T&CS OF YOUR SIM CARD PROVIDER

Tap 'Agree'.

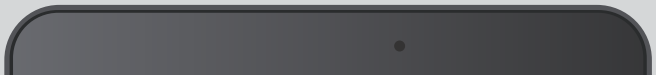

with SIM:

STEP 9

FIND AND MOVE TO YOUR NEAREST HOTSPOT

Enjoy seamless connection to 'Wireless@SGx' if your device runs on Android 9 and below. Happy Surfing!

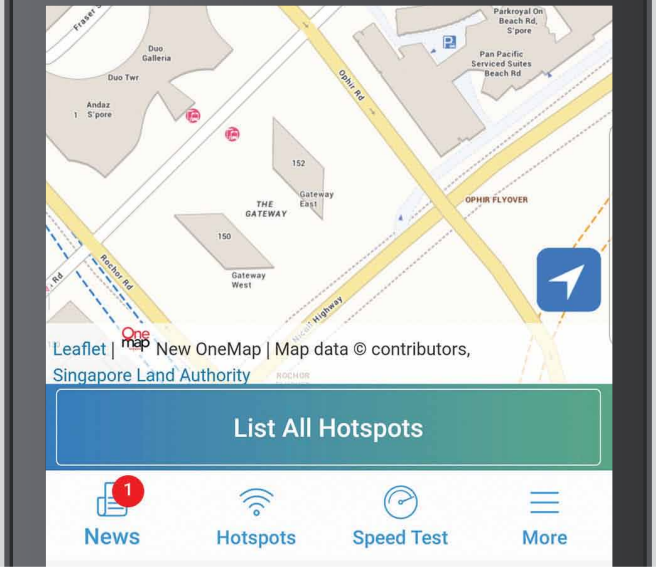
Duo Galleria
Duo Twr
Andaz S'pore
Parkroyal On Beach Rd, S'pore
Pan Pacific Serviced Suites Beach Rd
152
Gateway East
THE GATEWAY
150
Gateway West
OPHIR FLYOVER
Ophir Rd
Rochor Rd
Highway
Leaflet | New OneMap | Map data © contributors, Singapore Land Authority
List All Hotspots
1
News
Hotspots
Speed Test
More

For Android 10 & above

FOLLOW STEPS TO COMPLETE SETUP

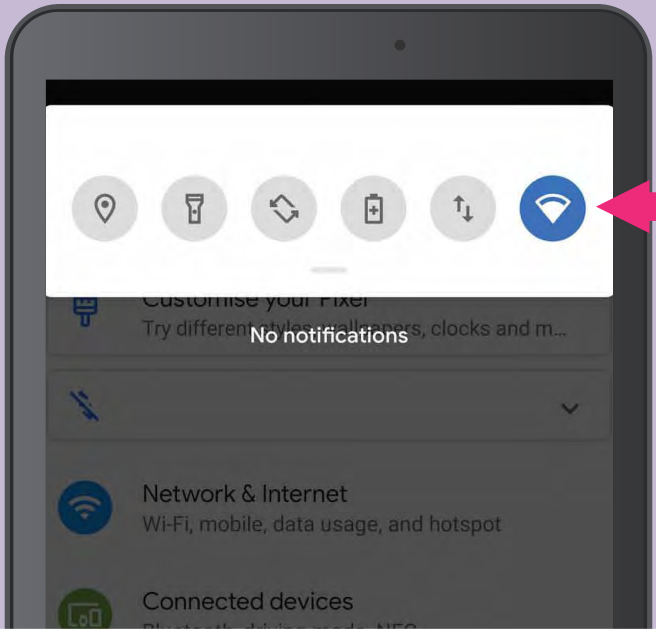
Customise your Pixel
Try different styles, wallpapers, clocks and m...
No notifications
Network & Internet
Wi-Fi, mobile, data usage, and hotspot
Connected devices

with SIM:

STEP 10

GO TO WI-FI SETTINGS

Swipe down, tap and hold the Wi-Fi icon.

with SIM:

STEP 11

TAP 'SAVED NETWORKS'

Steps to access saved Wi-Fi networks can vary by phone. For more info, contact your device manufacturer.

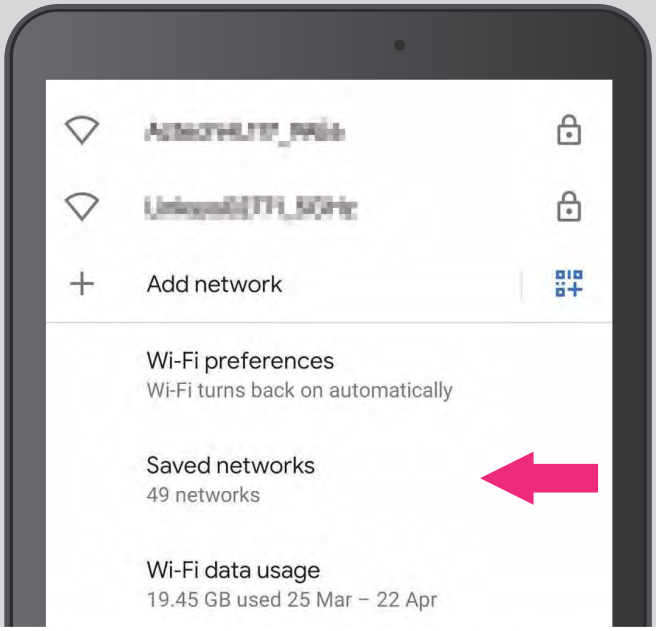

Add network

Wi-Fi preferences
Wi-Fi turns back on automatically

Saved networks
49 networks

Wi-Fi data usage
19.45 GB used 25 Mar – 22 Apr

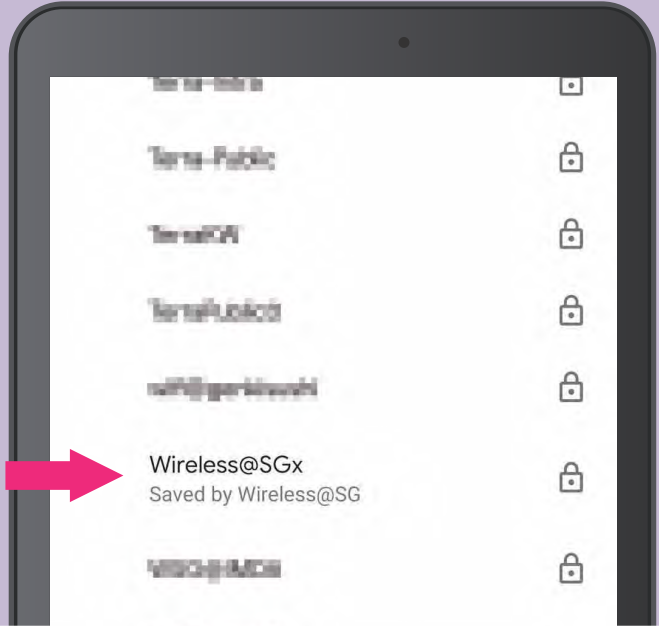

Wireless@SGx
Saved by Wireless@SG

with SIM:

STEP 12

TAP 'WIRELESS@SGX'

with SIM:

STEP 13

HAPPY SURFING!

Tap ‘Connect’ and enjoy seamless connection to ‘Wireless@SGx’.

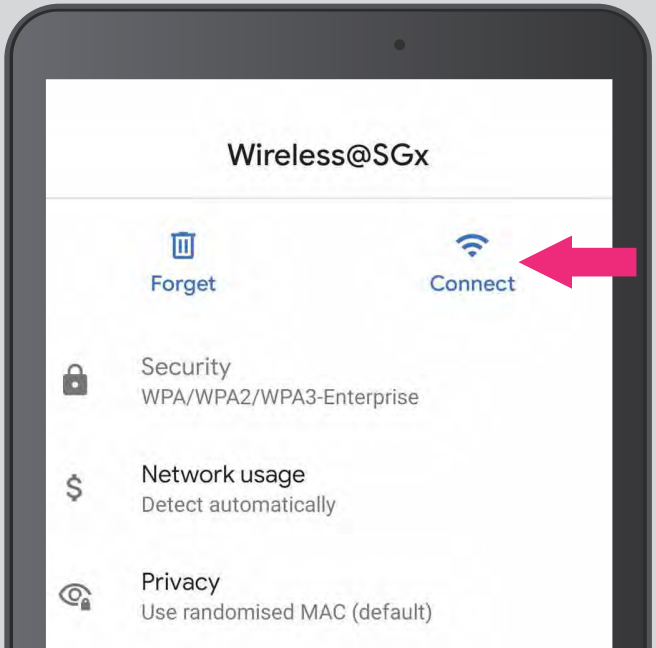
Forget
Connect

Wireless@SGx

Security
WPA/WPA2/WPA3-Enterprise

Network usage
Detect automatically

Privacy
Use randomised MAC (default)