ANDROID NON-SIM SETUP GUIDE

This setup is for all smartphones and tablets running on Android **without a local SIM card.** Once this one-time setup is complete, your device will be able to auto-connect to Wireless@SGx at all Wireless@SG hotspots.

Internet connection and a local mobile number are required for this setup.

without SIM:

STEP 1

DOWNLOAD THE APP

Search 'Wireless@SGx' on Google Play and download it.

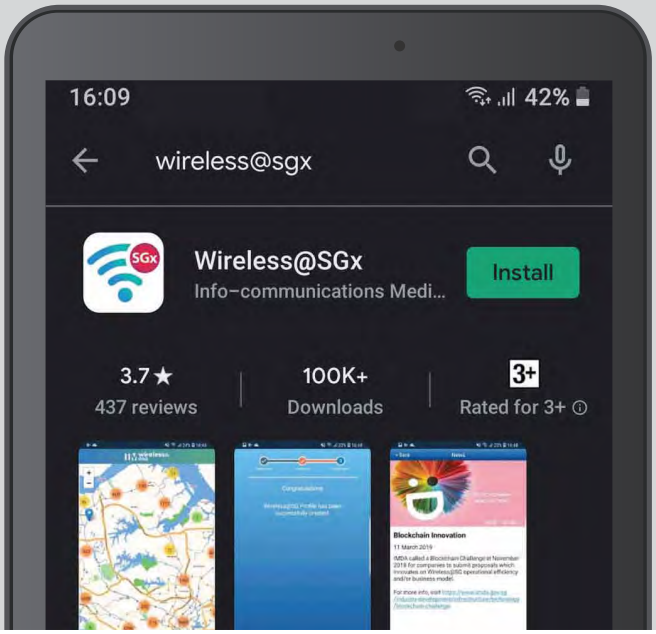
16:09
42%
wireless@sgx
Wireless@SGx
Info-communications Medi...
Install
3.7★
437 reviews
100K+
Downloads
3+
Rated for 3+

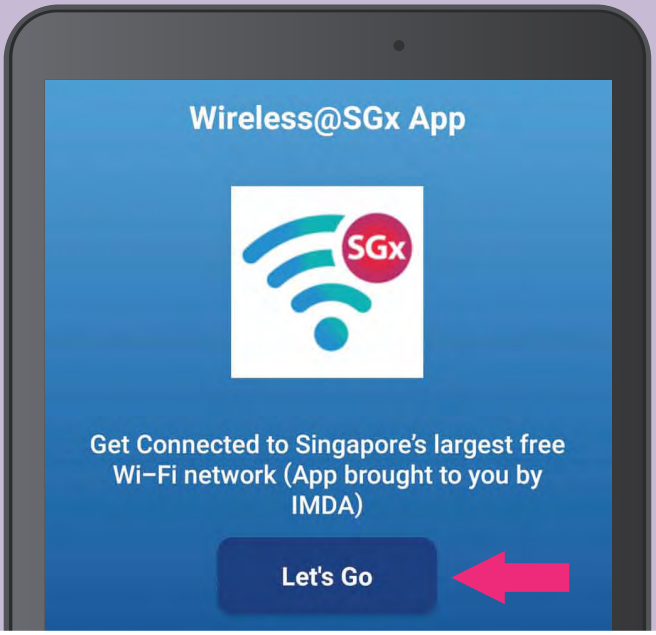
Wireless@SGx App
SGx

Get Connected to Singapore's largest free Wi-Fi network (App brought to you by IMDA)

Let's Go

without SIM:

STEP 2

LAUNCH IT

Launch the app and tap 'Let's Go'.

without SIM:

STEP 3

READ TERMS OF USE

Tap ‘Accept & Continue’.

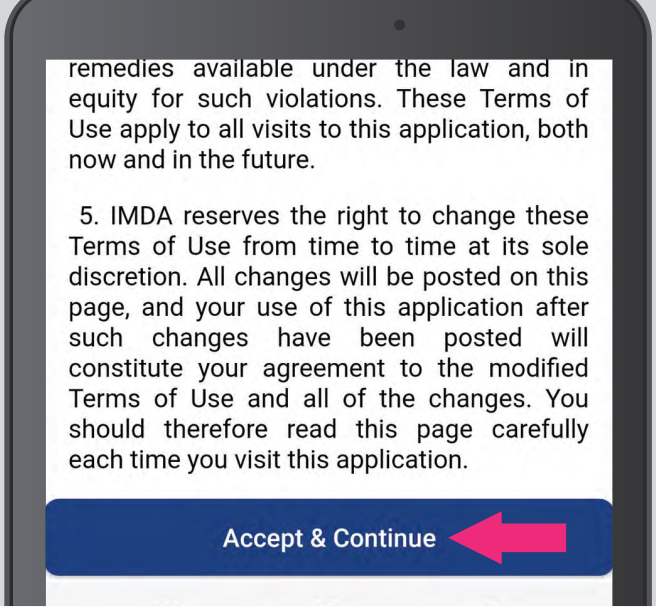

remedies available under the law and in equity for such violations. These Terms of Use apply to all visits to this application, both now and in the future.

5. IMDA reserves the right to change these Terms of Use from time to time at its sole discretion. All changes will be posted on this page, and your use of this application after such changes have been posted will constitute your agreement to the modified Terms of Use and all of the changes. You should therefore read this page carefully each time you visit this application.

Accept & Continue

without SIM:

STEP 4

READ PRIVACY POLICY

Tap ‘Accept & Continue’.

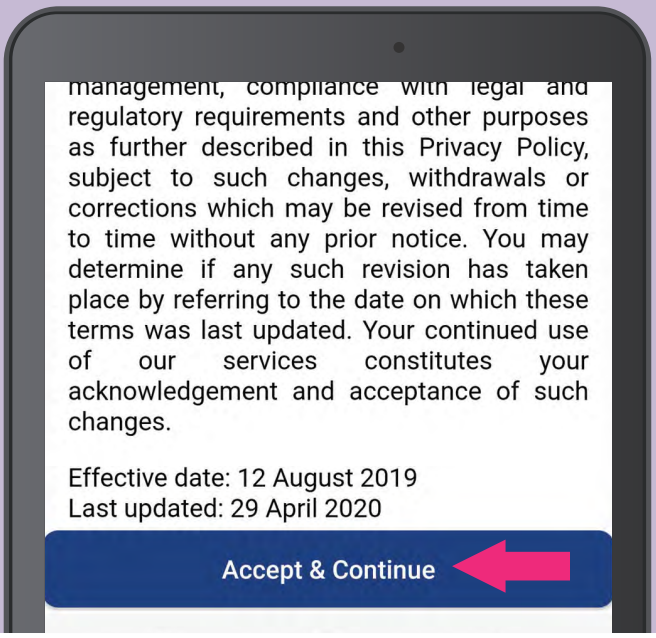

management, compliance with legal and regulatory requirements and other purposes as further described in this Privacy Policy, subject to such changes, withdrawals or corrections which may be revised from time to time without any prior notice. You may determine if any such revision has taken place by referring to the date on which these terms was last updated. Your continued use of our services constitutes your acknowledgement and acceptance of such changes.

Effective date: 12 August 2019
Last updated: 29 April 2020

Accept & Continue

without SIM:

STEP 5

PROCEED TO DEVICE PERMISSIONS

Tap ‘Proceed’.

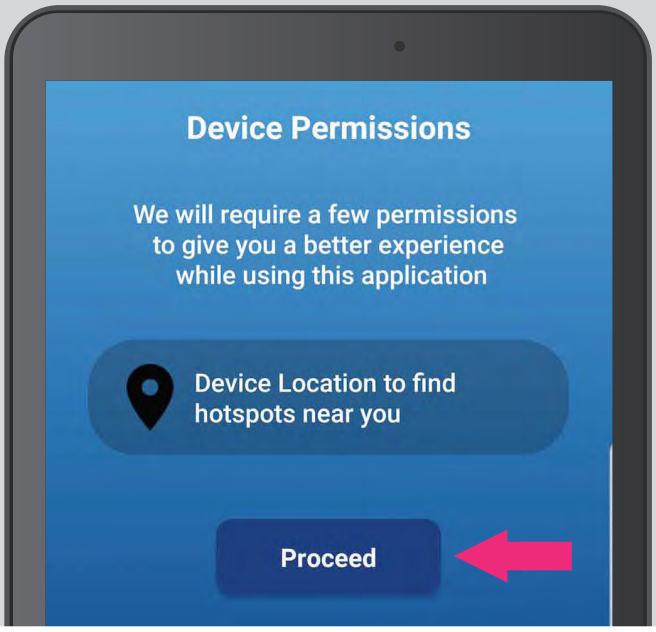

Device Permissions

We will require a few permissions to give you a better experience while using this application

Device Location to find hotspots near you

without SIM:

STEP 6

SET LOCATION PREFERENCE

Allow the app to access device location.

**Choosing not to allow “Wireless@SGx” to access your location does not affect setup.*

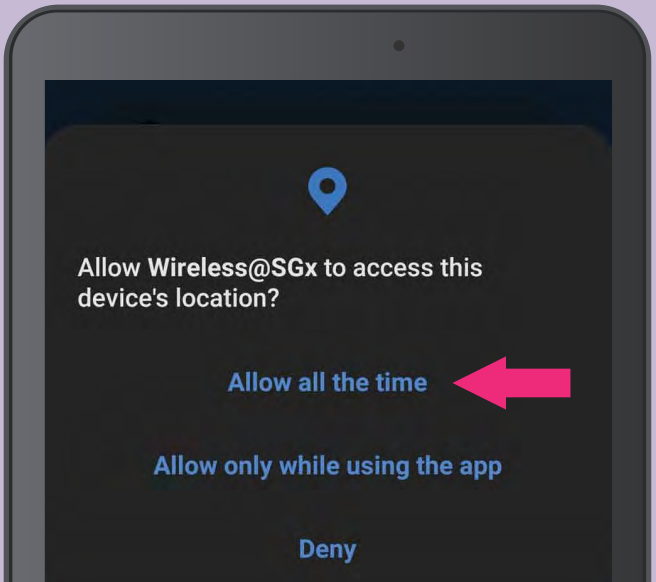

Allow **Wireless@SGx** to access this device's location?

Allow all the time
Allow only while using the app
Deny

Skip to Step 9 if you are installing for the first time.

without SIM:

STEP 7

TAP 'MORE'

Skip this step and the next if
you are redirected to the setup page.

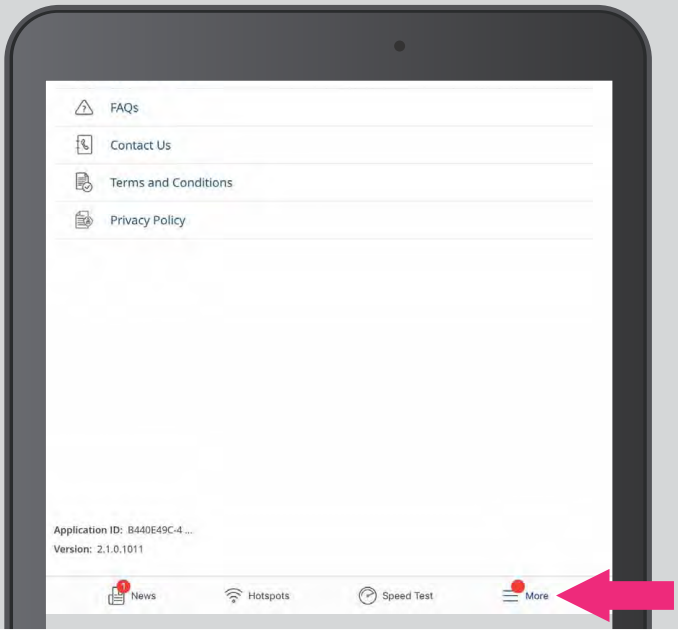
FAQs
Contact Us
Terms and Conditions
Privacy Policy
News
Hotspots
Speed Test
More

Application ID: B440E49C-4 ...
Version: 2.1.0.1011

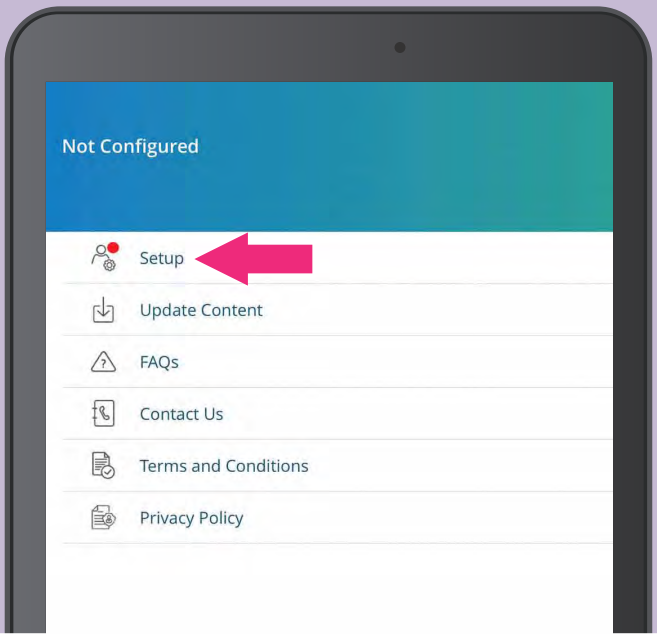
Not Configured
Setup
Update Content
FAQs
Contact Us
Terms and Conditions
Privacy Policy

without SIM:

STEP 8

TAP 'SETUP'

without SIM:

STEP 9

CHOOSE ANY PROVIDER

Tap any one of the Wireless@SG operators.

**Does not have to be your cellular provider.*

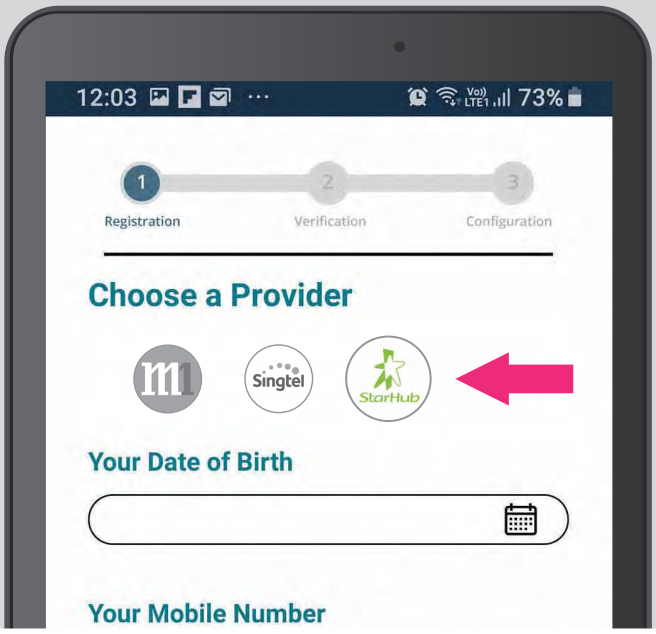
12:03
73%
1
Registration
2
Verification
3
Configuration
Choose a Provider
m1
Singtel
StarHub
Your Date of Birth
Your Mobile Number

without SIM:

STEP 10

ENTER PERSONAL DETAILS

Select your birthdate and
key in your mobile number.

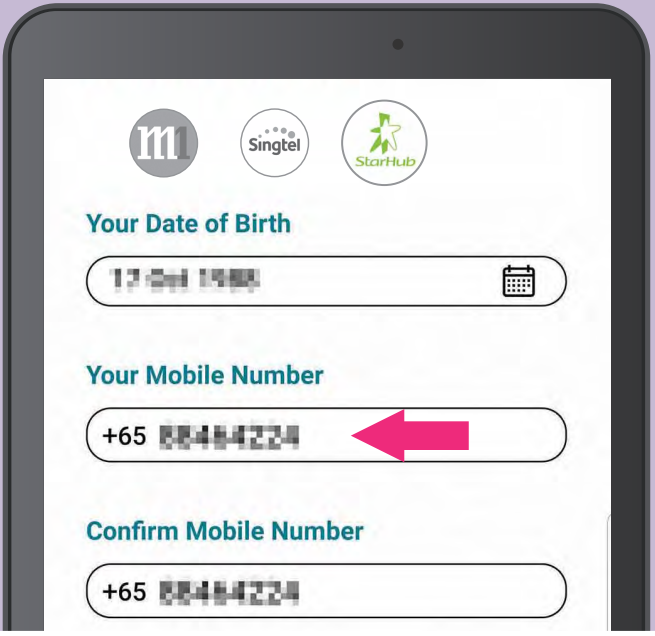
m1
Singtel
StarHub

Your Date of Birth

[redacted]

Your Mobile Number

+65 [redacted]

Confirm Mobile Number

+65 [redacted]

without SIM:

STEP 11

AGREE TO THE TERMS AND CONDITIONS

Check the box and tap ‘Next’ to continue.

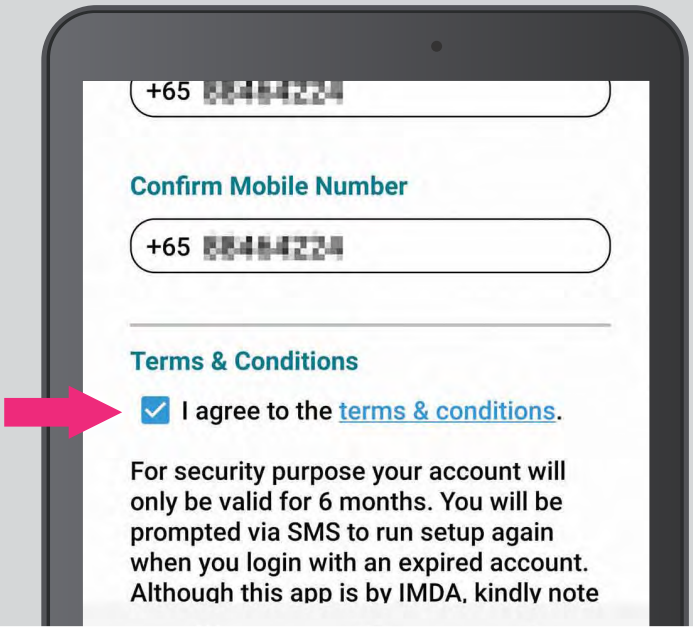

+65 [redacted]

Confirm Mobile Number

+65 [redacted]

Terms & Conditions

☑ I agree to the terms & conditions.

For security purpose your account will only be valid for 6 months. You will be prompted via SMS to run setup again when you login with an expired account. Although this app is by IMDA, kindly note

without SIM:

STEP 12

VERIFY YOUR MOBILE NUMBER

Receive an SMS One-Time Password (OTP)
on the mobile number you provided.
Key that in and tap ‘Next’.

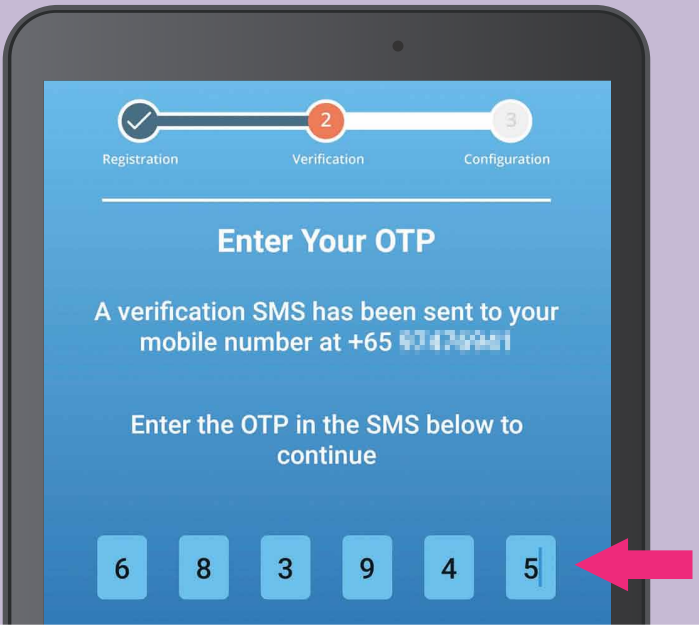
2
3
Registration
Verification
Configuration

Enter Your OTP

A verification SMS has been sent to your mobile number at +65 [redacted]

Enter the OTP in the SMS below to continue

6 8 3 9 4 5

without SIM:

STEP 13

COMPLETE INSTALLATION

Tap ‘Proceed’.

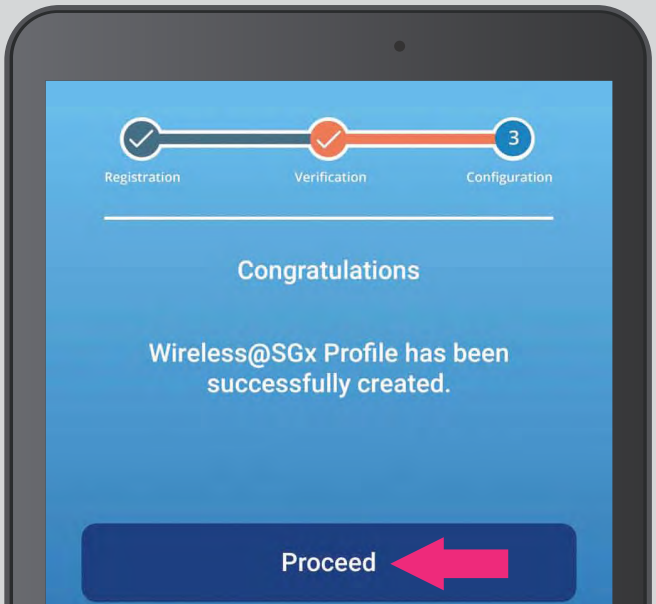
3
Registration
Verification
Configuration
Proceed

Congratulations

Wireless@SGx Profile has been successfully created.

Profile created will be valid for 6 months

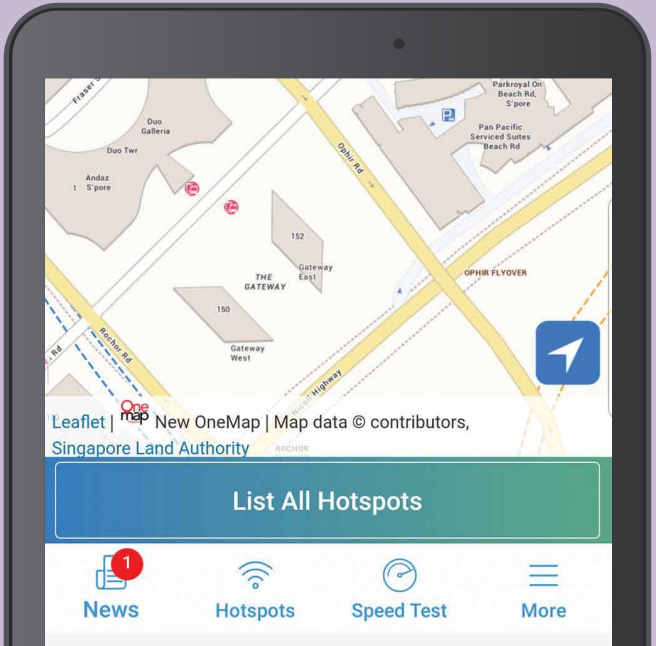
Fraser
Duo Galleria
Duo Twr
Andaz S'pore
Parkroyal On Beach Rd, S'pore
Pan Pacific Serviced Suites Beach Rd
Ophir Rd
152
Gateway East
THE GATEWAY
150
Gateway West
OPHIR FLYOVER
Rochor Rd
Highway
Leaflet | New OneMap | Map data © contributors, Singapore Land Authority
List All Hotspots
1
News
Hotspots
Speed Test
More

without SIM:

STEP 14

FIND AND MOVE TO YOUR NEAREST HOTSPOT

Enjoy seamless connection to 'Wireless@SGx'. Happy surfing!